

COVID Vaccine Booster Tracking

To track the Booster vaccinations for your Athletes, the athlete will simply need to enter a new vaccination in the Athlete Portal under the Screening and Tests tab.

Prior to doing that the administrator for the system will need to add some fields through the Admin—> Maintenance—> Dropdown/Popups Lists—>Update Dropdown/Popup Lists.

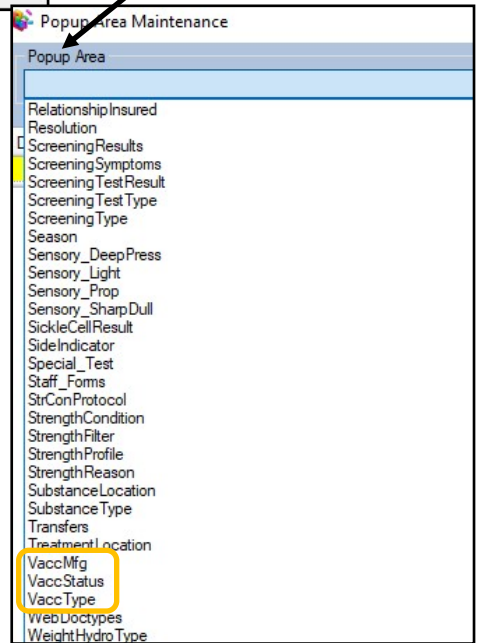


The specific maintenance list fields you need to update are **VaccStatus**, **VaccType**, and possibly **VaccMfg** if this will be the first time you are collecting information.

VaccStatus: indicate how you would want to track their status, example. Received Booster

VaccType: indicate the separation from previous vaccines, ex. Pfizer-Booster, Moderna- Booster etc. how ever you would like to differentiate that.

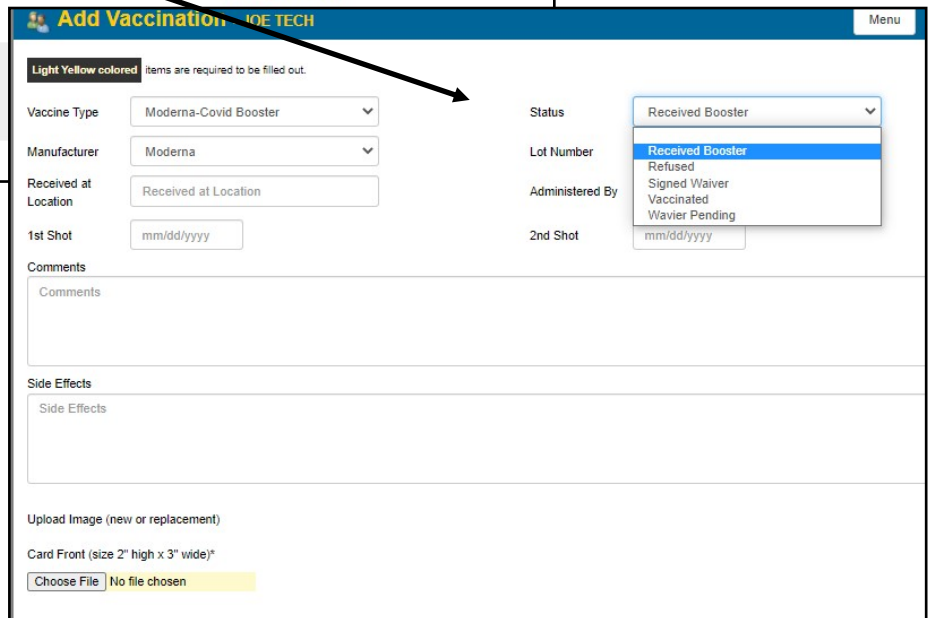
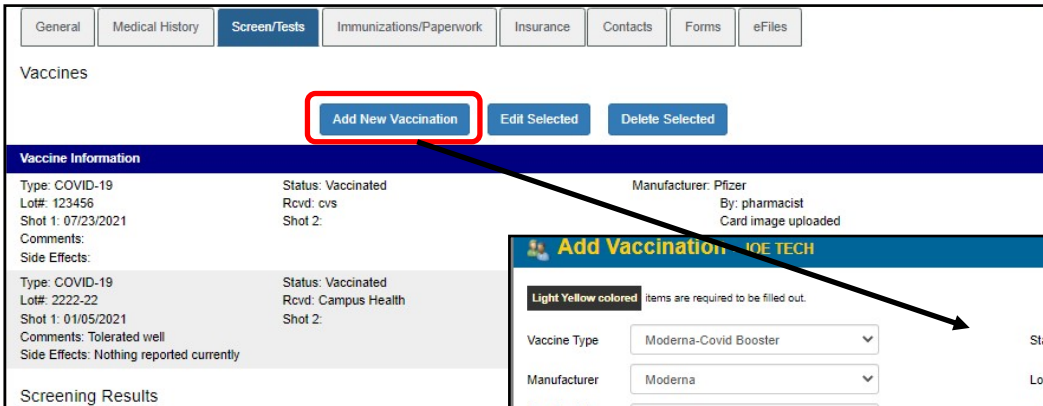
VaccMfg: If you haven't already collected COVID vaccination information, you can customize this list accordingly to fit your institution needs.



For more info on the vaccination process, [Vaccination](#) help doc.

Athlete Portal:

To log a booster vaccine, the athlete will need to log into their athlete portal, and then navigate to the **Screen/Test** tab. There they will select **Add New Vaccine**.



Athletes will enter the details of their vaccine, and will be able to add an updated image of their Vaccination card from the screen.