

ATS Athlete Portal – Overview

Start your Internet Browser (Internet Explorer, Firefox, Safari, Chrome)

**Enter the address *yourlink2.atsusers.com*
Or they can go to *athletictrainersystem.com* and click this icon to be directed the correct way.**



Enter your User Name **® Athlete Portal Login**

Enter your Password

Student ID number:

Password:

Database:

[Forgot your Password?](#)

[Forgot your Student ID number?](#)

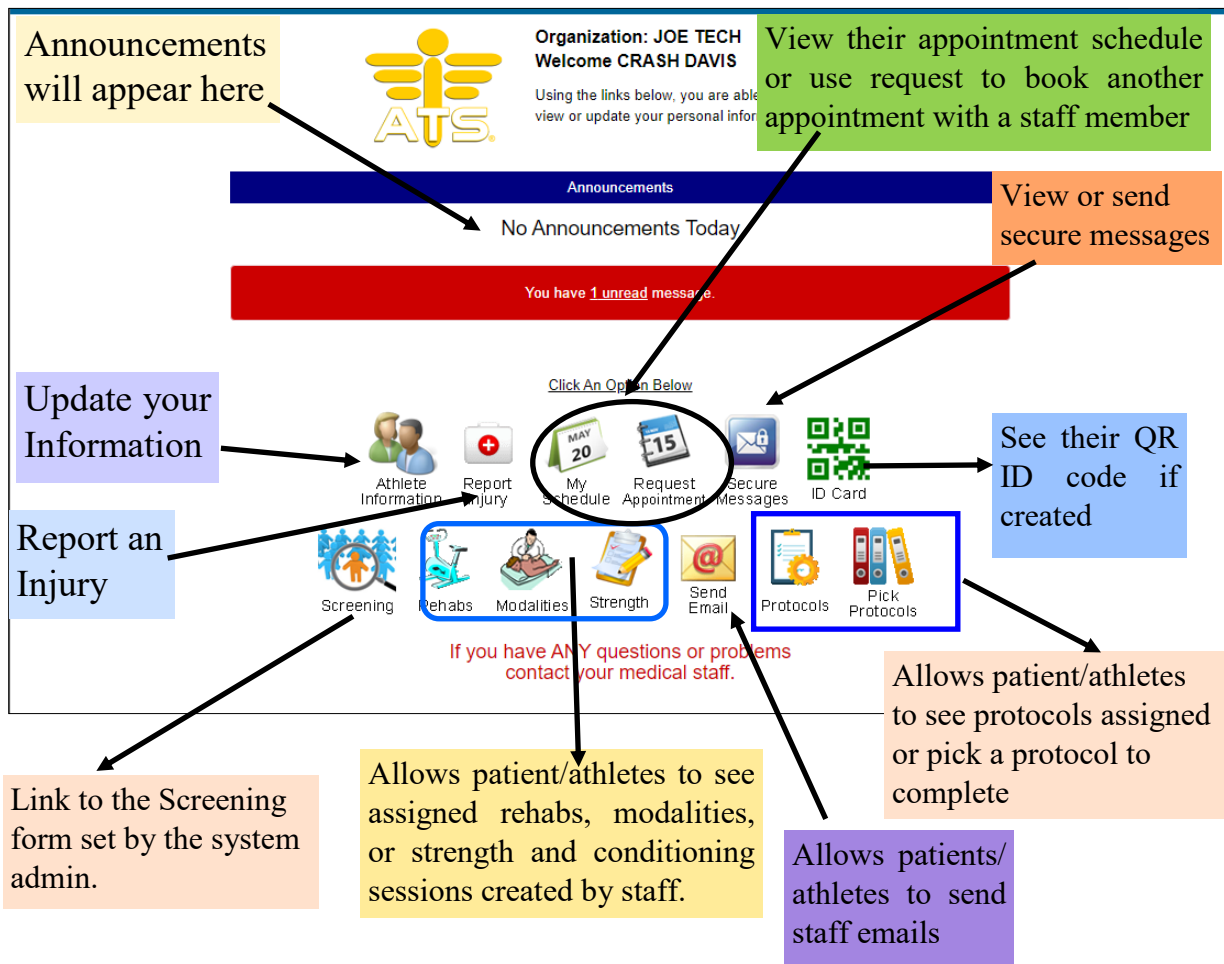
If you have ANY questions or problems you need to contact your sports medicine staff at your school. Passwords need to include a Capital Letter, Number and Special character

Database: atsjoe | ATS Athlete Portal Version 2.0.0.0
Copyright © 2021, Keffer Development Services, LLC

ATS Athlete Portal – Overview

Choose your activity from the menu shown here:


Note: Only those options used by your school or organization will be shown.



Clicking on this icon will return you to the menu from any of the other screens.

ATS Athlete Portal – Overview

Use the screen shown here to update your demographic, contact and medical information.



Medical History, View screening information, COVID tests that have been administered and entered, and add COVID Vaccination specific information Immunizations/paperwork list, Insurance information, Emergency Contacts, Forms and eFiles can be access by clicking on the correlating tabs.

Athletes can manage general demographic information under the general tab.

For more information on setting required information see [Setting Required Fields](#) help doc.

Athlete Information - JOE TECH Menu Logout

General Medical History Screen/Tests Immunizations/Paperwork Insurance Contacts Forms eFiles

Light Yellow colored items are required to be filled out

Name: Crash (First), (Middle), Davis (Last)

Nickname: []

Last Kiosk Login: 01/08/2021

Gender: Male | DOB: 1/14/1998

Phone: [] | Cell: []

Email: joe@kefferdevelopment.com | SSN #: []

Text Address: [] | Cell Phone Carrier Domain Info: []

Twitter Tag: []

Address: []

City: [] | State/Province: []

Zip Code: [] | Country: []

Additional Address: []

City: [] | State/Province: []

Zip Code: [] | Country: []

Student ID number: 74741 | Upload Athlete Photo

Used to log into the ATS Athlete Portal and Kiosk.

Alternate ID: []

Password: [] | View | Change

Year: []

No PHOTO AVAILABLE

Medical History Tab

Report Surgeries and other important medical information here.

Athlete Information - JOE TECH Menu Logout

General **Medical History** Screen/Tests Immunizations/Paperwork Insurance Contacts Forms eFiles

Surgeries - Please edit or insert any surgeries you may have had.

No surgeries found.

Add New Surgery Edit Selected Delete Selected

Other Medical Notes

Save Medical History Verify Medical History

I verify that the medical history above is correct and up to date. This is only required if no changes have been made.

Database: atsjoe | ATS Athlete Portal Version 2.0.0.0
Copyright © 2021, Keffer Development Services, LLC

Menu Logout

ATS Athlete Portal – Overview

Screening/Tests

Screening/Test will allow the athlete to view any screenings that have been done via staff, and any tests results that have been entered for them.

We have also added the ability for patient/athletes to ADD or VIEW only new vaccination information.

Screening Results

Screening Date	Screening Type	Temperature	Screening Result	Comments
01/15/2021 04:34 PM	Covid-19	0.00		
11/11/2020 12:00 PM	Covid-19	0.00		
11/11/2020 11:59 AM	Covid-19	98.00		
10/12/2020 09:18 AM	Covid-19	102.00	Cleared	
09/21/2020 10:43 AM	Covid-19	100.00	Failed	
09/19/2020 12:49 PM	Covid-19	100.00	Failed	
09/17/2020 02:24 PM	Covid-19	100.00	Failed	
09/14/2020 01:36 PM	Covid-19	100.00	Failed	
09/09/2020 09:27 AM	Covid-19	99.60	Failed	
09/03/2020 09:09 AM	Covid-19	101.00	Failed	Sent home
08/26/2020 12:00 AM	Covid-19	0.00		
08/24/2020 04:22 PM	Covid-19	101.50	Failed	A needs to be seen by physician
08/24/2020 12:00 AM	Covid-19	0.00		
07/29/2020 03:40 PM	Covid-19	98.60	Cleared	
07/28/2020 10:01 AM	Covid-19	100.40	Failed	

Test Results

Test Date	Test Type	Test Result	Notes
01/04/2021	PCR	Negative	
12/31/2020	Antibody	Negative	

Vaccines

[Add New Vaccination](#)

Vaccine Information

Type: COVID-19
Lot#: 2222-22
Shot 1: 01/05/2021
Comments: Tolerated well
Side Effects: Nothing reported currently

Status: Vaccinated
Recvd: Campus Health
Manufacturer: Pfizer
By: Dr. Miller
Shot 2:

Immunizations/Paperwork

Immunizations: new registers will have the option to click

Completed Paperwork

Physicals

Immunizations

[Add New Immunization](#) [Edit Selected](#) [Delete Selected](#)

Date	Immunization Type	Notes
04/12/2021	COVID-Pfizer- 1st dose	

[Verify Immunization Information](#) I verify that the immunization information above is correct and up to date. This is only required if no changes have been made.

Paperwork Cleared To Play Paperwork Complete

Paperwork	Submitted	Submit Date	Verified	Comment
Baseline Concussion				
COVID Screening				
Insurance Card Back				
Insurance Card Front				
Participation Form				

Physicals

Date	Height	Weight	BP	Pulse	Respiration	Vision	% Body Fat	BMI
04/05/2021	5'10	223	120/60	60	9	20/20		

ATS Athlete Portal – Overview

Below are the tabs used to update your insurance information and Emergency contacts.

Insurance

The screenshot shows the 'Athlete Information - JOE TECH' interface with the 'Insurance' tab selected. The navigation bar includes 'General', 'Medical History', 'Screen/Tests', 'Immunizations/Paperwork', 'Insurance', 'Contacts', 'Forms', and 'eFiles'. The main content area displays 'Insurance' with a checkbox for 'No Primary Insurance' (unchecked). Below this, it states 'No insurance found.' and provides three buttons: 'Add New Insurance', 'Edit Selected', and 'Delete Selected'. At the bottom of the main area, there are two buttons: 'Add a New Insurance Company' and 'Verify Insurance Information'. A footer note reads: 'If you are not able to find your insurance company in the list, close the popup window. Then click the button above to add your company to the list.' Another note says: 'I verify that the insurance information above is correct and up to date. This is only required if no changes have been made.' The footer contains the ATS logo, version information, and copyright notice for Keffer Development Services, LLC.

Emergency Contacts

The screenshot shows the 'Athlete Information - JOE TECH' interface with the 'Emergency Contacts' tab selected. The navigation bar includes 'General', 'Medical History', 'Screen/Tests', 'Immunizations/Paperwork', 'Insurance', 'Contacts', 'Forms', and 'eFiles'. The main content area displays 'Emergency Contacts' and provides three buttons: 'Add New Contact', 'Edit Selected', and 'Delete Selected'. Below these buttons is a table with the following data:

Contact Order	Contact Name / Relationship / Email / Employment	Phone #s	Notes
1	annie girl friend joe@kefferdevelopment.com Not Employed	Primary: Cell: 123456789 Work:	

At the bottom of the main area, there is a button 'Verify Emergency Contact Information' and a note: 'I verify that the emergency contact information above is correct and up to date. This is only required if no changes have been made.' The footer contains the ATS logo, version information, and copyright notice for Keffer Development Services, LLC.

ATS Athlete Portal – Overview

Forms tab

Completed forms will appear here, they will be divided up by year.

The screenshot displays the 'Athlete Information - JOE TECH' header with a 'Menu' and 'Logout' button. Below the header is a navigation bar with tabs for 'General', 'Medical History', 'Screen/Tests', 'Immunizations/Paperwork', 'Insurance', 'Contacts', 'Forms', and 'eFiles'. The 'Forms' tab is active, showing a section titled 'Athlete Forms'. This section contains a table with columns for 'Date/Time Form was Saved', 'Form Name', and 'Show Details'. The table lists two entries for 'COVID 19 Athlete screening' from December 2020, each with a 'View Form Below' button. Below the table are buttons for 'Hide Forms', 'Scroll Down', 'Scroll Up', and 'Hide Instructions'. A text block provides instructions: 'Please choose a form name and click New to start a new form. Choose a form name and a date to view that existing form. Read all questions and click Yes/No, enter a range value or enter an explanation to those that apply. If you do not get a green check that says form saved, your form did not save.' Below this are 'Form Name' and 'Date' dropdown menus, and 'New' and 'Save' buttons. At the bottom, a footer bar contains the text 'Database: atsjoe | ATS Athlete Portal Version 2.0.0.0 Copyright © 2021, Keffer Development Services, LLC' and 'Menu' and 'Logout' buttons.

Date/Time Form was Saved	Form Name	Show Details
[-] Year: 2020		
12/30/2020 10:36:09 AM	COVID 19 Athlete screening	View Form Below
12/03/2020 08:46:40 AM	COVID 19 Athlete screening	View Form Below
End of Forms		

Hide Forms Scroll Down Scroll Up Hide Instructions

Please choose a form name and click New to start a new form. Choose a form name and a date to view that existing form. Read all questions and click Yes/No, enter a range value or enter an explanation to those that apply. If you do not get a green check that says form saved, your form did not save.

Form Name Date

New Save

Database: atsjoe | ATS Athlete Portal Version 2.0.0.0
Copyright © 2021, Keffer Development Services, LLC

Menu Logout

Use this area to complete new forms. Select the name of the desired form from the Form Name drop down menu and then select the New button. The form you have chose will then appear on the screen, complete it, sign it (if applicable) and click save.

ATS Athlete Portal – Overview

eFiles tab

eFiles that the athlete has uploaded through the portal will be shown here, as well as docs you have marked “Athlete See”.

eFiles that you have made available will be shown here. They can download the document.

Athlete Information - JOE TECH Menu Logout

General Medical History Screen/Tests Immunizations/Paperwork Insurance Contacts Forms **eFiles**

Electronic Files
Please utilize these forms to expedite your physical. Print them off, complete the form and upload a copy back onto ATS. Please also submit any Sickle Cell information, ADD/ADHD paperwork or other necessary medical forms.
Electronic Files provided by the athletic training staff.

Type	Description	Instructions	Download
Physical Form	Physical sample form	Please print and take to your doctor for your physical exam.	Download
Insurance	Insurance	This is for Sophomore, Junior, and Senior Athletes. Freshmen do not need to fill out and upload.	Download
	Private Health Information Release	This form is for all student athletes to fill and sign. Please fill out and upload a copy of your form directly back to ATS	Download

Electronic Files uploaded by the athlete. [Upload Document](#)

Date	Description	View
12/30/2020	Athlete Upload: Front Insurance Card	View
12/30/2020	Athlete Upload: Covid testing	View
12/30/2020	Athlete Upload: Insurance Card Back	View
12/30/2020	Medical History upload	View
12/22/2020	Athlete Upload: test a' phone	View
12/22/2020	Athlete Upload: test upload	View
12/15/2020	Athlete Upload: Physical	View

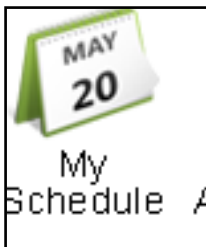
Database: atsjoe | ATS Athlete Portal Version 2.0.0.0

Athletes can also upload new eFiles using this tab. They will need to fill in the description box, choose a document type from the choices available in the drop down list and select the file. Once this is done click the Upload button. Any file uploaded here will be visible in the eFiles tab of the Athlete Profile. If you have set up your paperwork list with the eFile link, forms they upload will check off as completed in the paperwork list. See the [Paperwork](#) help doc for more info.

ATS Athlete Portal – Overview



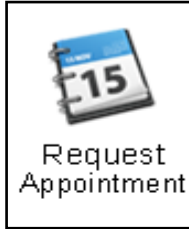
Athletes can report an injury by clicking on the Report Injury tab and filling out the information shown below. To require more or less information see the [Setting Require Fields](#) help doc

A screenshot of a web form titled "Report An Injury - JOE TECH". The form has a blue header with "Menu" and "Logout" buttons. The form fields include: "Sport/Event" (dropdown), "Date Injured" (MM/DD/YYYY input), "Reinjury?" (checkbox), "Body Part" (dropdown), "Side" (dropdown), "Injury Type" (dropdown), and "Happened During" (dropdown). There is a large text area for "Injury Description" and a "Save" button at the bottom. The footer shows "Database: atsjoie | ATS Athlete Portal Version 2.0.0.0" and another "Menu" and "Logout" set.

Athletes can check their schedule/appointments using the My Schedule tab. The screen will show one weeks worth of appointments. To move between weeks use the Prev and Next buttons. To show only today click the Today button.

A screenshot of a web page titled "My Schedule - JOE TECH". The page has a blue header with "Menu" and "Logout" buttons. Below the header are navigation buttons: "Prev", "1/11/2021 - 1/17/2021", "Next", and "Today". The main content area says "None listed". The footer shows "Database: atsjoie | ATS Athlete Portal Version 2.0.0.0 Copyright © 2021, Keffer Development Services, LLC" and another "Menu" and "Logout" set.

ATS Athlete Portal – Overview



If you and/or other staff members have set up schedules for athletes to sign up for appointment slots they will use the Request Appointment icon to do so.

Select a date below to view available open appointment times to request an appointment with your staff members.

Dec		January 2021						Feb
Sun	Mon	Tue	Wed	Thu	Fri	Sat		
27	28	29	30	31	1	2		
3	4	5	6	7	8	9		
10	11	12	13	14	15	16		
17	18	19	20	21	22	23		
24	25	26	27	28	29	30		
31	1	2	3	4	5	6		

-- Staff Filter --

When booking appointments, please select the athletic trainer responsible for your team. Choose ONE(1) appointment per day, and no more than ONE(1) day in advance. Do not book appointments for the future, they will be removed to allow everyone a chance to have access.

1. Select the appointment time you would like to request.
2. Enter any note you wish to send with your request.
3. Click the "Send Request" button below to email the staff member for approval.

Select	Time	Staff Name / Purpose / Location / Equipment
Select	5:15 PM	Joe Streckfus (1) - Open Time --
Select	5:30 PM	Joe Streckfus (1) - Open Time --
Select	5:45 PM	Joe Streckfus (1) - Open Time --
Select	6:00 PM	Joe Streckfus (1) - Open Time --
Select	6:15 PM	Joe Streckfus (1) - Open Time --
Select	6:30 PM	Joe Streckfus (1) - Open Time --



The athlete can read a secure message sent to them or compose a secure message to send using the Secure Messages icon.

Secure Messages
Menu
Logout

Received

Unread

All

View / Reply	Read?	Staff Member	Create Date
	Unread	Joe Streckfus	11/05/2020
<u>Message:</u> Example message-Staff to Athlete			

Sent +

Unread


All

View	Read?	Staff Member	Create Date
	Unread	Joe Streckfus	11/05/2020
<u>Message:</u> Example Athlete to Staff message			

Send New Message



Database: atsjoe | ATS Athlete Portal Version 2.0.0.0
Copyright © 2021, Keffer Development Services, LLC
Menu
Logout

ATS Athlete Portal – Overview



ATS allows you the ability to create QR codes for your athletes. This can be used by them to log into the kiosk (if you have a scanner, and configure to allow that). They are able to access their QR code here.


For setup help see the [Generation and Use](#) QR Code help doc



The Screening tab, currently pertains to COVID-19 screening forms.

Selecting the this icon will take the athlete to the COVID-19 specific form you have defined for them to complete.

ATS Athlete Portal – Overview



If you have assigned a rehab, modality, or strength session the athlete can access that by clicking on the corresponding icon. They can see each days session by using the next and previous buttons. The athlete can also print the session if they wish. All screens are similar.

My Scheduled Rehabs - JOE TECH Menu Logout

Prev Rehabs for: 1/12/2021 Next Today Print

9:07AM for injury on 12/06/2020 - Other Ankle Injury - Left - Ankle

Add New Exercise Edit Selected Delete Selected

#	Exercise	Sets	Reps / Time
1	Achilles towel stretch	5	20"
2	ankle pump		
3	ABC's (ankle) Comment: Upper, Lower, Upper	3	
4	theraband red Comment: 4 way ankle	3	10
5	slant board Comment: low stretch	3	30"
6	SL balance Comment: Eyes Open, on floor	3	20"



The Protocols and Pick Protocols will allow the athlete to choose from modality, rehab or strength protocols that you have loaded into your system. Once selected they will appear in a screen that looks like the regular rehab, modality or strength session.

Pick Protocols - JOE TECH Menu Logout

Select Type: Modality

Select Name:

Database: atajoe | ATS Athlete Portal Version 2.0.0.0
Copyright © 2021, Keffer Development Services, LLC

Menu Logout

Athletes can select from type of protocol and then they are able to select the name of the protocol. These are created by the staff, if you do not create one, it there will be nothing under the name section.

ATS Athlete Portal – Overview



The athlete can send an email to a staff member using the Send Email icon.

Only staff with email addresses are listed.

- Dougie Howser
- Joe Streckfus
- John Smith
- Lonnie Kruse
- Vince Lombardi

Subject:

Message: