

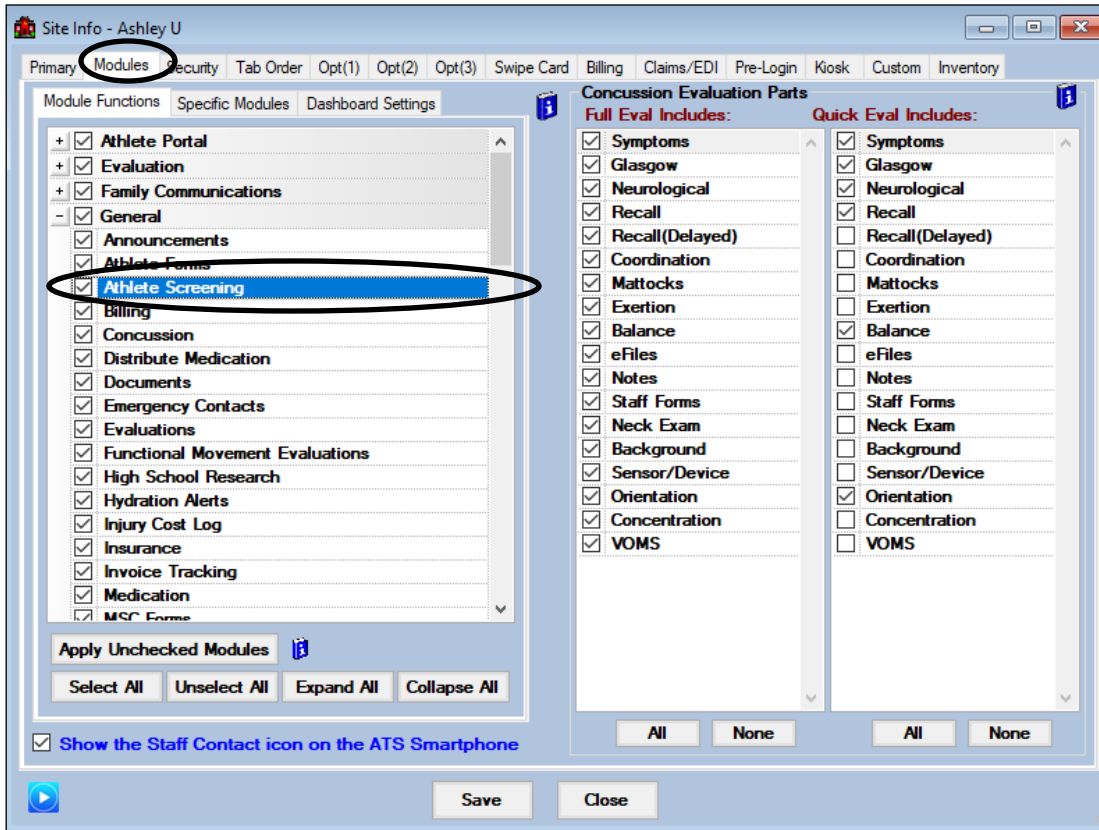
COVID Table of Contents:

Click the page number to be taken to the corresponding page in the document

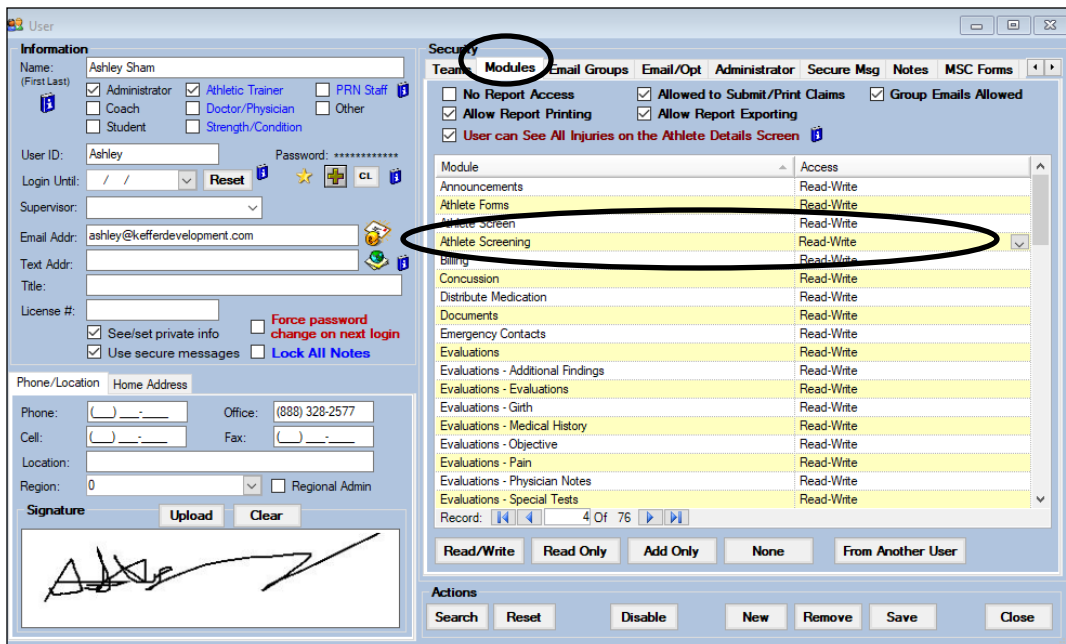
Section	Page	Video Link if Available
Activating the Screening options <small>Turning on the Screening Options</small>	2	
Screening Options <small>Under the File Menu</small>	3	
Team Screening– Desktop	4-5	
Team Screening- Staff Portal and Phone	6	
Communicating Team Screening	7-8	
Individual Screening– Desktop	9-10	
Individual Screening– Staff Portal and Phone	11	
Screening a Visiting Team	12-14	
Screening Visiting Team-- Staff Portal and Phone	15	
Flagged Grid	16	
Vaccinations	17-18	
Individual Test Results	19	
Importing Test Results	20-23	
Deleting Results	23-24	
Randomly Select Patients/Athletes to Test	25-27	
COVID Screening Video	COVID-19 Screening Video	
COVID Import Test Results	Import Video	

ATS - COVID-19 Temp, Pulse Ox, Symptom Screen

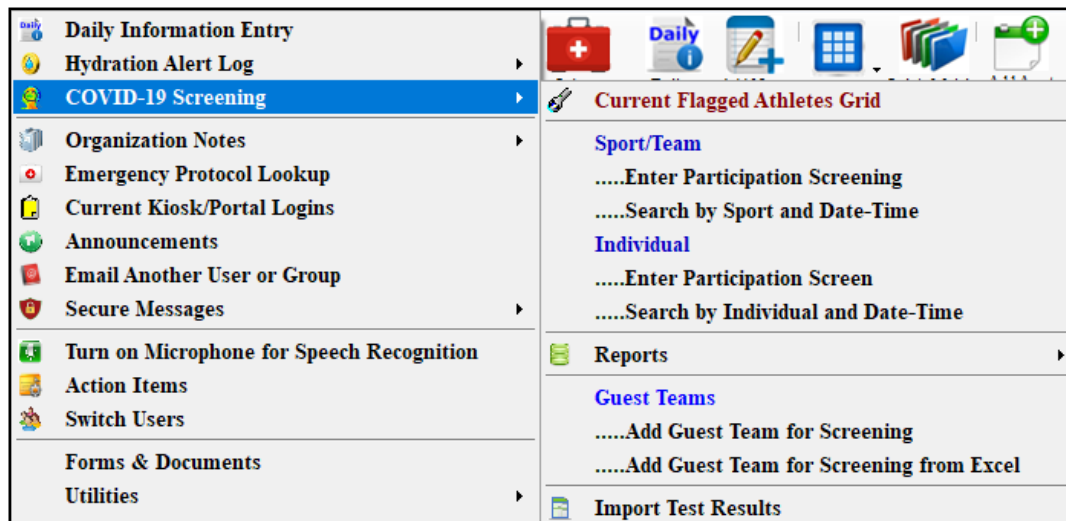
To activate the COVID-19 Athlete Screening module you will first need to go to Site Info and turn it on (you will need to be an admin to do this, if you do not have access to this area please see your system administrator). Go to admin—>Site Info—> Modules tab. Scroll down to the General section and select Athlete Screening.



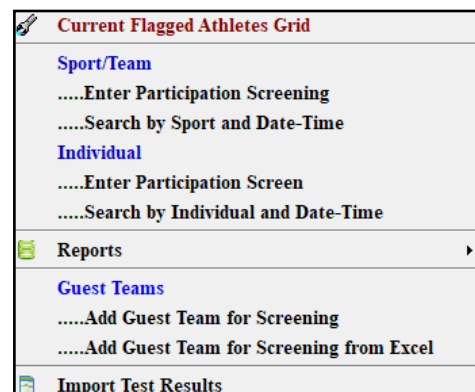
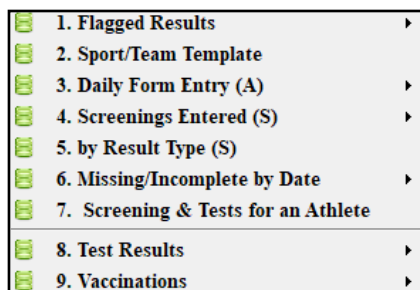
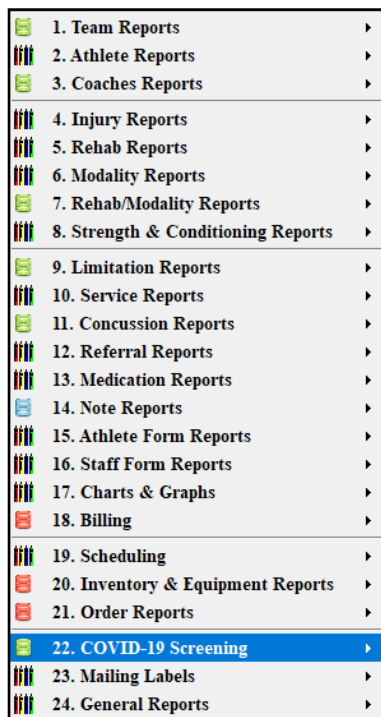
You will also have to enable this feature in the individual User Profile. This will need to be done for any user that needs to be able to document or see screening results.



The ATS COVID 19 Screening module allows you to track screening results (temperature, pulse ox, and symptoms) for both your athletes and a visiting team. To get to the COVID Screening in the Core go to File—>Covid-19 Screening—> choose between a team, an individual or a visiting team.



There are also many reports associated with the Covid-19 Screenings. These can be found in the Covid-19 Screening menu and in the full reports menu (#22 Covid-19 Screening).



*** For COVID-19 specific reports to function properly, you MUST have the form set in your SITEINFO—> Screening Options section. The reports are dependent on that information being configured. Nothing in siteinfo, no information in the report.

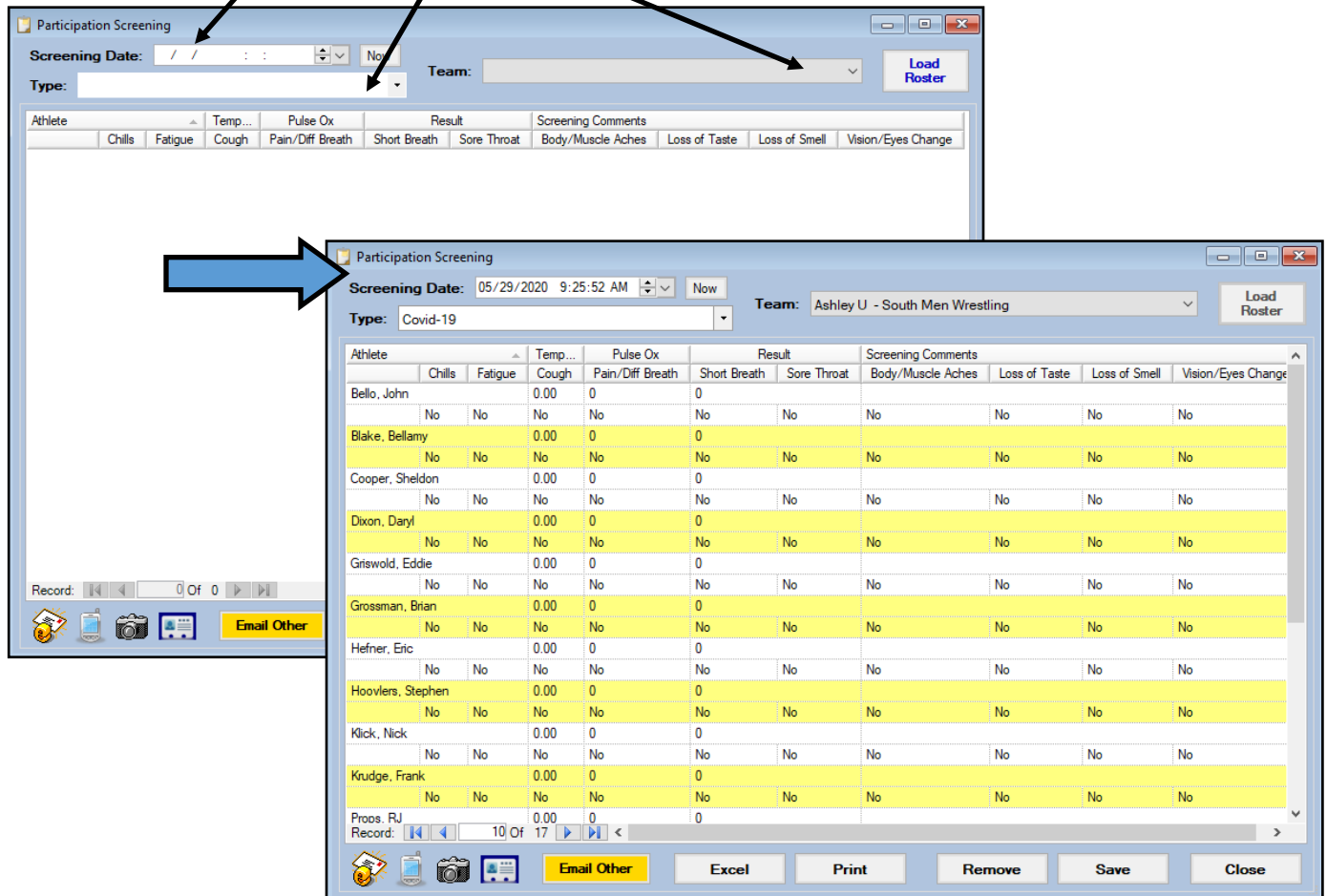
For more information on configuring the [Screening Form Setup](#) help Doc for more information on selecting the document.

Sport/Team Screen

To begin a team screening, go to File—> Covid-19 Screening—> Enter Participation Screening under the Sport/Team option.

Sport/Team
Enter Participation Screening
Search by Sport and Date-Time

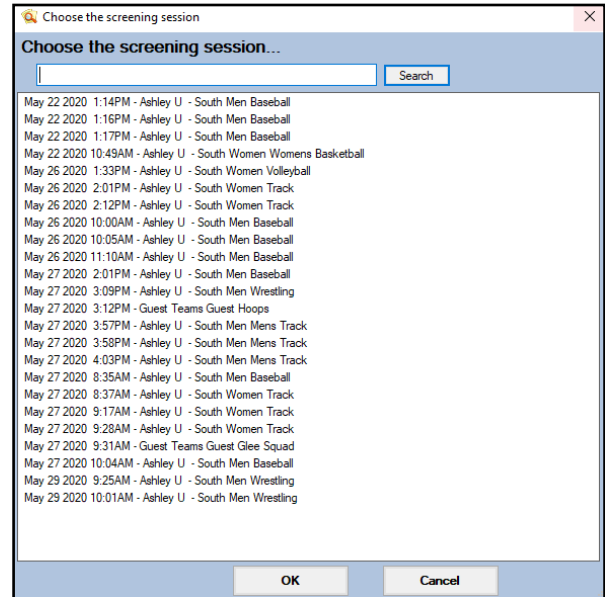
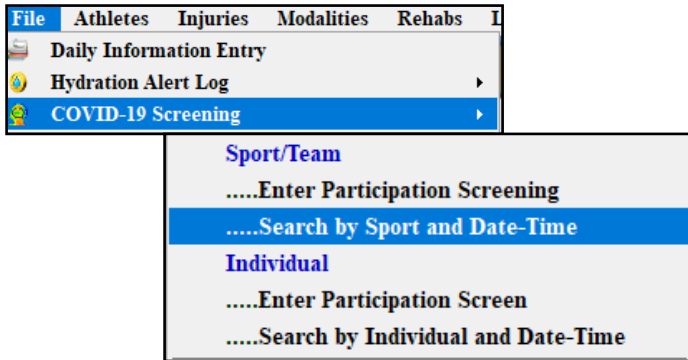
The box below should load you will have to select the date, choose the type of screening and choose the team roster you wish to see.



You have the option of tracking the Temperature, Pulse Ox, yes/no options for the 10 common COVID-19 symptoms, whether they pass/failed/refused the screen and an area for you to add any comments if needed.

Athlete	Chills	Fatigue	Cough	Pain/Diff Breath	Short Breath	Sore Throat	Temp...	Pulse Ox	Result	Screening Comments
Bello, John	No	No	No	No	No	No	0.00	0	0	

If you need to look up a team screening session go to File→ COVID-19 Screening→Search by Sport and Date-Time. You will then see a list of the team screening entries, double click on the one you wish to view.



A record of all screenings done for an athlete (whether through the team entry or individual entry) will also be maintained in the Athlete Profile. There is now a COVID-19 tab in the Medical History that will show any screening done for the athlete along with the temperature, the screening result and any comments. From Core portal and staff phone.

Athlete - Davis, Crash

Name: Crash, Davis
 Nickname: _____
 Phone: _____ Year: Grad 2021
 Gender: Male DOB: 1/14/1998 Age 22
 Email: joe@kefferdevelopment.com

Team/Sport/Event: Joe Tech Men Baseball Status: Active

Medical History: COVID-19

Screening Date	Screening Type	Temperature	Screening Result	Injury	Comments
11/11/2020	Covid-19	98.00	0	0	
10/12/2020	Covid-19	102.00	Cleared	08/24/2020 - Other Infectious Disease - N/A - ...	
9/21/2020	Covid-19	100.00	Failed	0	
9/18/2020	Covid-19	100.00	Failed	0	
9/17/2020	Covid-19	100.00	Failed	0	
9/14/2020	Covid-19	100.00	Failed	0	
9/8/2020	Covid-19	99.60	Failed	0	
9/3/2020	Covid-19	101.00	Failed	0	
8/26/2020	Covid-19	0.00	0	0	
8/24/2020	Covid-19	101.50	Failed	0	
8/24/2020	Covid-19	0.00	0	0	
7/29/2020	Covid-19	98.60	Cleared	0	

Navigation Menu (Right):
 Show All Athletes (ignore Teams)
 Organization
 Team: Joe Tech Men Baseball
 Athlete: Davis, Crash
 Or start typing part of the athlete's name
 Start typing part of name
 Select
 General Information
 Immunizations
 Insurance Info
 Injury Info
 Emergency Contacts
 Concussions
 Paperwork
 Physicals
 Screen/Tests
 Athlete Portal Dates
 Athlete Notes

Team Screening/Search Core Portal and Staff Phone

Core Portal Begin with Utilities, and use COVID19 menu items

MENU

- Utilities
 - Daily Information Entry
- Athletes
 - Hydration Alert Log
- Injuries
 - COVID-19 Screening
 - Current Flagged Athletes Grid
- Notes
 - Check Out Equipment
 - Send Email or Text Messages
 - Secure Messages
- Modalities
 - Individual
 - Guest Teams

Additional icons: BULK, Add Appt, My Appt, Concussion, HAL, Equipment, Search

Search Participation Screenings

Select a screening session

- Sep 8 2020 9:27AM - Joe Tech Men Baseball - Covid-19
- Sep 8 2020 12:00AM - Joe Tech Men Football - Covid-19
- Aug 26 2020 12:00AM - Joe Tech Men Baseball - Covid-19
- Aug 24 2020 12:00AM - Joe Tech Men Baseball - Covid-19
- Aug 3 2020 9:47AM - Joe Tech Men Football - Covid-19
- Aug 1 2020 12:00AM - Joe Tech Men Football - Covid-19
- Jul 29 2020 3:40PM - Joe Tech Men Baseball - Covid-19
- Jul 17 2020 10:44AM - Joe Tech Men Football - Covid-19
- Jul 14 2020 11:17AM - Joe Tech Men Baseball - Covid-19
- Jul 13 2020 11:05AM - Joe Tech Men Football - Covid-19

Participation Screening

Date: 1/8/2021 1:50:17 PM | Type: -- Type --

Team: Joe Tech Men Baseball | Load Roster | Save | New

Athlete	Temp	Pulse Ox	Result	Comments					
	Chills	Fatigue	Cough	Short Breath	Sore Throat	Body/Muscle Aches	Loss of Taste	Loss of Smell	Vision/Eyes Change
Brown, Barry	###	###	-- Result --	Comments					
Clark, Billy	###	###	-- Result --	Comments					
Davis, Crash	###	###	-- Result --	Comments					
LaLoosh, Nuke	###	###	-- Result --	Comments					

Date: 1/8/2021 2:12:25 PM | Type: Covid-19 | Team: Joe Tech Men Baseball

Load Roster | Save | New

Temp / Pulse Ox / Result / Comments

Chills	Fatigue	Cough	Short Breath	Sore Throat	Body/Muscle Aches	Loss of Taste	Loss of Smell	Vision/Eyes Change
###	###	###	-- Result --	Comments				
No	No	No	No	No	No	No	No	No
No	No	No	No	No	No	No	No	No
No	No	No	No	No	No	No	No	No

Choose the type, choose the team and hit load roster

Staff Phone

JOE TECH
Welcome JOE STRECKFUS

- Logout
- Athlete
- Limitation
- Notes
- Add Rehab
- Modality
- Injury
- Concussions
- Scheduling
- Referrals
- Med Services
- Add Strength
- Hydration Alert Log
- COVID-19 Screening**

COVID-19 Screening

- Current Flagged Athletes Grid
- Add Screening for Team
- Search Team Screenings
- Add Screening for Individual
- Search Individual Screenings
- Add Screening for Guest Team
- Add Test Results
- Screen/Test Results

Search Participation Screening

Select a screening session

- Sep 8 2020 9:27AM - Joe Tech Men Baseball - Covid-19
- Sep 8 2020 12:00AM - Joe Tech Men Football - Covid-19
- Aug 26 2020 12:00AM - Joe Tech Men Baseball - Covid-19
- Aug 24 2020 12:00AM - Joe Tech Men Baseball - Covid-19
- Aug 3 2020 9:47AM - Joe Tech Men Football - Covid-19
- Aug 1 2020 12:00AM - Joe Tech Men Football - Covid-19
- Jul 29 2020 3:40PM - Joe Tech Men Baseball - Covid-19
- Jul 17 2020 10:44AM - Joe Tech Men Football - Covid-19
- Jul 14 2020 11:17AM - Joe Tech Men Baseball - Covid-19
- Jul 13 2020 11:05AM - Joe Tech Men Football - Covid-19

OK | Cancel

Participation Screening

Screening Date: 05/27/2020 8:35:35 AM Now Team: Ashley U - South Men Baseball Load Roster

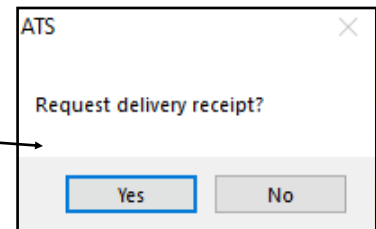
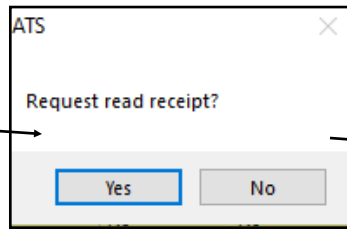
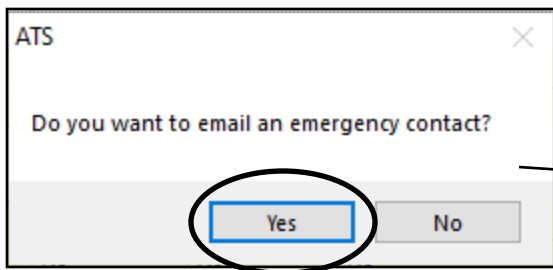
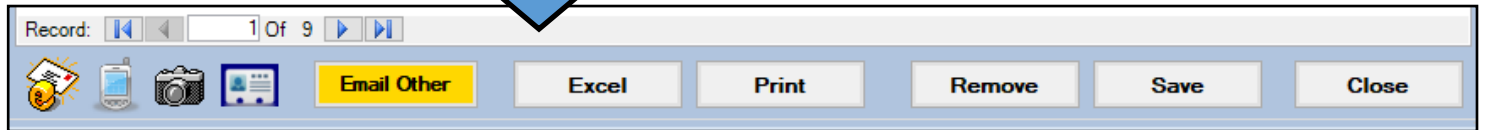
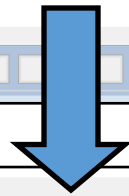
Type: Covid-19

Athlete	Temp...		Pulse Ox		Result		Screening Comments			
	Chills	Fatigue	Cough	Pain/Diff Breath	Short Breath	Sore Throat	Body/Muscle Aches	Loss of Taste	Loss of Smell	Vision/Eyes Change
Bello, John	No	No	98.00	98	Cleared					
Dashboard, Joe	No	No	99.00	99	Cleared					
Dixon, Daryl	No	No	101.00	89	Failed					
Doe, John	No	No	98.00	98	Cleared					
Doo, Scooby	No	No	98.00	98	Cleared					
fisher, brian	No	No	98.00	98	Cleared					
Pitcher, Pitch	No	No	98.00	98	Cleared					
Smandy, Andy	No	No	98.00	98	Cleared					
Smith, Osborn	No	No	98.00	98	Cleared					

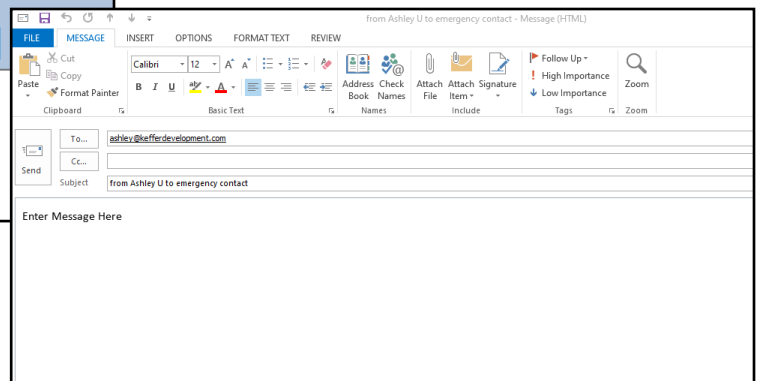
Record: 1 Of 9

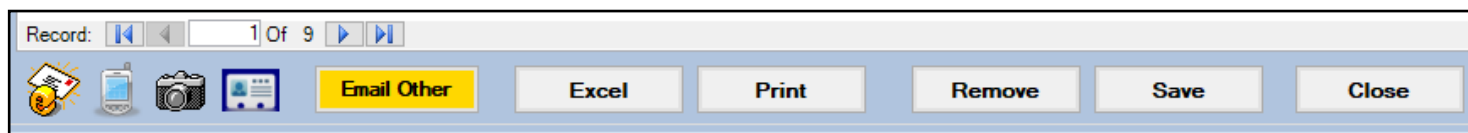
Email Other Excel Remove Save Close

There are several ways you can communicate directly from the Screening form. You can email a parent/emergency contact, other staff member or medical professional. Simply select the athlete on the list and click "Email Other"

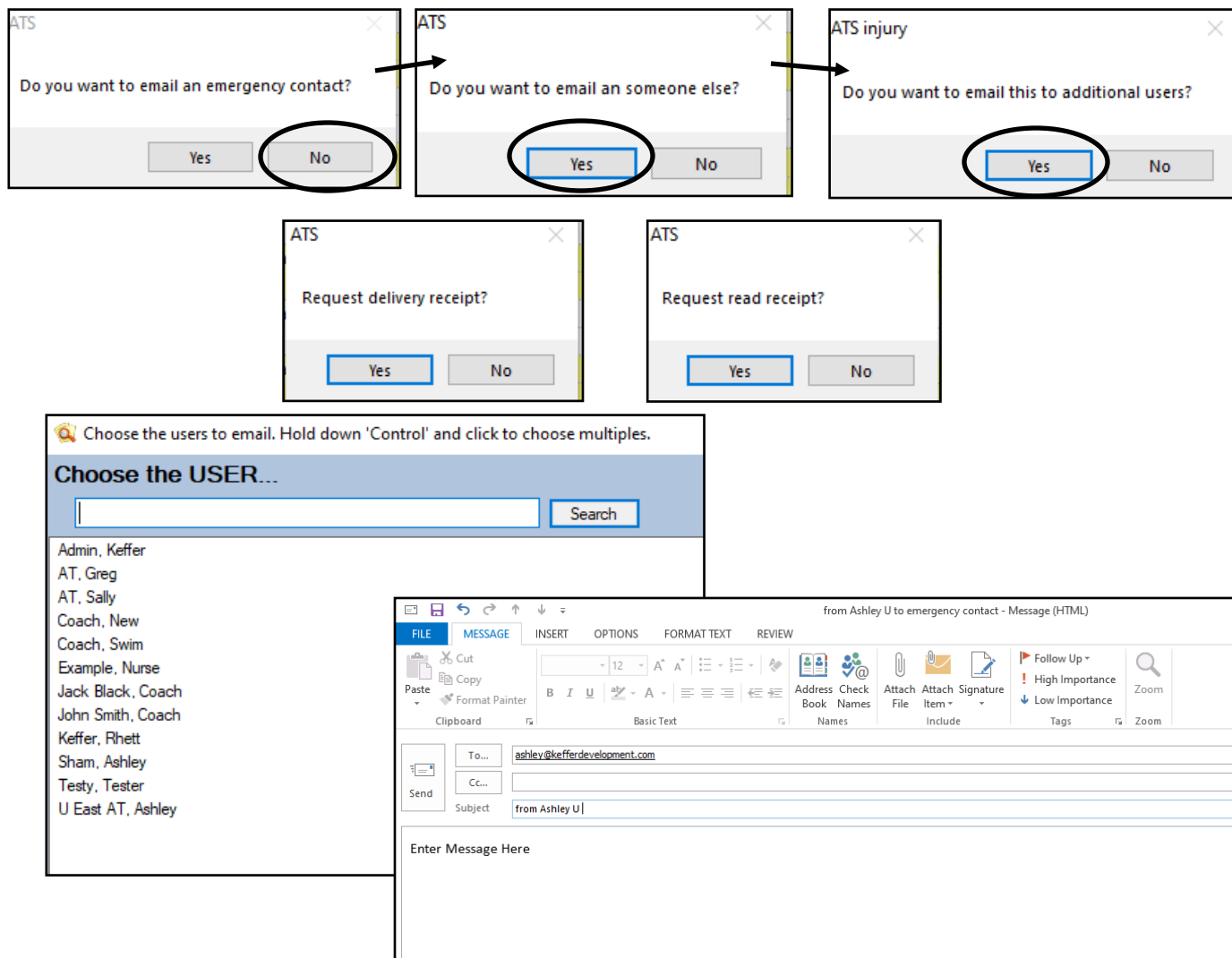


If you wish to email the emergency contact choose yes to the first prompt, decide whether you would like to receive a read and/or delivery receipt. Then choose the emergency contact from the list that loads. Your email will then open, add any message desired and send.





If you need to email another ATS user click “Email Other”, say no to emergency contact prompt, yes to the email someone else and additional users prompts. Make your receipt decisions and then choose the user you wish to email form the list that populates.



You may also use the steps above to email someone who is not an ATS users, simply add in or change the email address once the email itself loads.

Individual Screen

To begin an individual screening go to File—> COVID-19 Screen—> choose the athlete you wish to screen from the list, then choose the appropriate team for this athlete.

Sport/Team

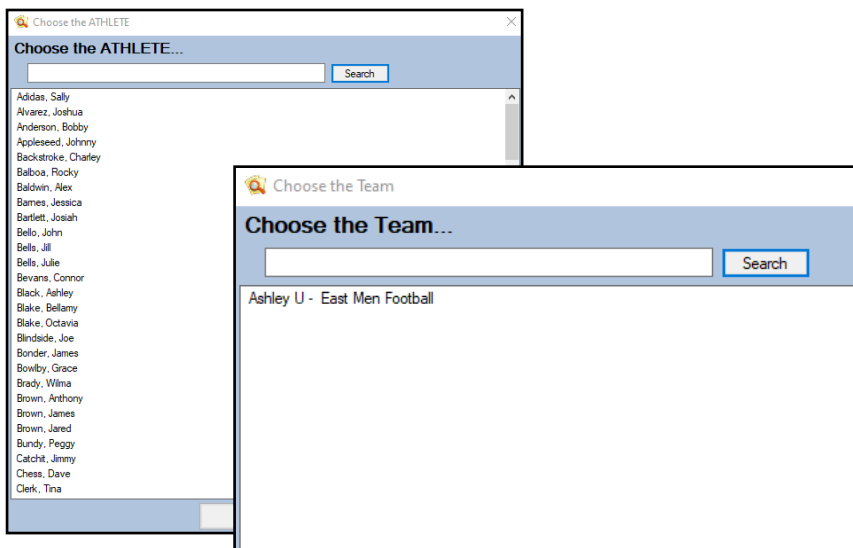
.....Enter Participation Screening

.....Search by Sport and Date-Time

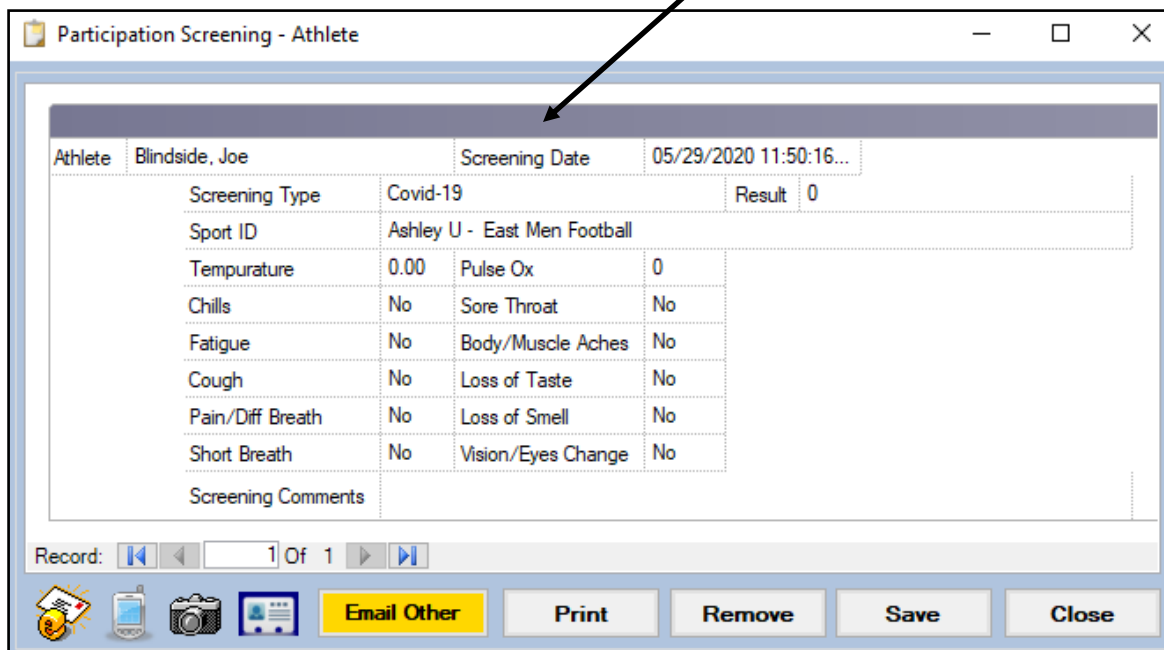
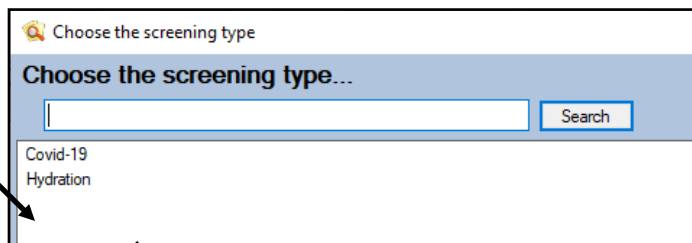
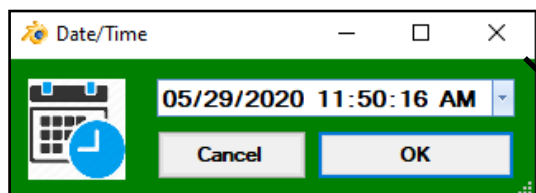
Individual

.....Enter Participation Screen

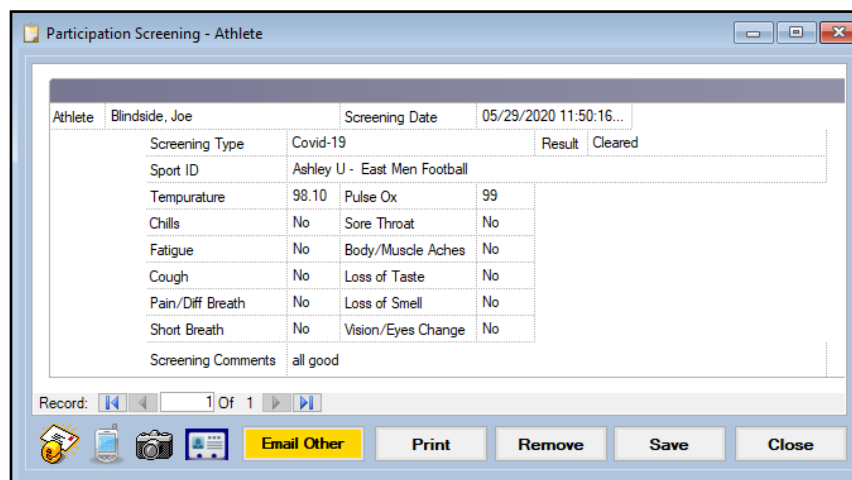
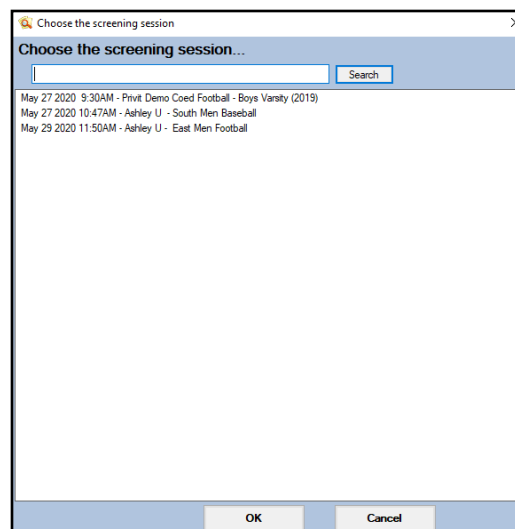
.....Search by Individual and Date-Time



Choose the date and time of the Screen as well as the type of screening. The individual screening box will then load. You have the same options as the team area: Temperature, Pulse Ox, Yes/No Symptom list, screening result and an area for comments.



If you need to look up an individual screening session go to File—> COVID-19 Screening—> Search by Individual and Date-Time. Select the session you wish to view from the list provided. A record of an individual screen can also be found in the Medical History/Covid-19 tab of the athlete profile.



You have the same communication/email options as you do with the team entries.

Individual Screening Core Portal/Staff Phone

MENU

- Utilities
- Athletes
- Injuries
- Notes
- Modalities

- Daily Information Entry
- Hydration Alert Log
- COVID-19 Screening
- Check Out Equipment
- Send Email or Text Messages
- Secure Messages
- BULK
- Add App
- My Apps
- Concussion
- HAC
- Equipment
- Inventory
- Current Flagged Athletes Grid
- Sport/Team
- Individual
- Guest Teams

You have 1 unread message.

Enter Participation Screening

Search by Individual and Date-Time

Athletes Search You have 1 unread message

Participation Screening Details

Athlete:

Team:

Injury:

Date: 1/8/2021 2:38:13 PM Type:

Temperature: Pulse Ox:

Result:

Chills: Sore Throat:

Fatigue: Body/Muscle Aches:

Cough: Loss of Taste:

Pain/Diff Breath: Loss of Smell:

Short Breath: Vision/Eyes Change:

Comments:

Search Participation Screenings

Select a screening session

- Nov 11 2020 12:01PM - Joe Tech Men Football - Rocky Balboa - Covid-19
- Nov 11 2020 12:00PM - Joe Tech Men Baseball - Crash Davis - Covid-19
- Nov 11 2020 11:59AM - Joe Tech Men Baseball - Crash Davis - Covid-19
- Oct 21 2020 10:25AM - Joe Tech Men Football - Rocky Balboa - Covid-19
- Oct 12 2020 9:19AM - Joe Tech Men Football - Daniel Bateman - Covid-19
- Oct 12 2020 9:18AM - Joe Tech Men Baseball - Crash Davis - Covid-19
- Oct 7 2020 10:35AM - Joe Tech Men Football - Testy Test - Covid-19
- Sep 21 2020 10:45AM - Joe Tech Men Football - Daniel Bateman - Covid-19
- Sep 21 2020 10:43AM - Joe Tech Men Baseball - Crash Davis - Covid-19
- Sep 18 2020 12:49PM - Joe Tech Men Baseball - Crash Davis - Covid-19

Staff Phone

JOE TECH
Welcome JOE STRECKFUS

- Logout
- Athlete
- Limitation
- Notes
- Add Rehab
- Modality
- Injury
- Concussions
- Scheduling
- Referrals
- Med Services
- Add Strength
- Hydration Alert Log
- COVID-19 Screening**

- COVID-19 Screening
- Current Flagged Athletes Grid
- Add Screening for Team
- Search Team Screenings
- Add Screening for Individual
- Search Individual Screenings
- Add Screening for Guest Team
- Add Test Results
- Screen/Test Results

Participation Screening Details

Organization:

Team:

Athlete:

Date: 1/8/2021 02:17 PM

Type:

Temperature: Pulse Ox:

Result:

Chills:

Fatigue:

Cough:

Pain/Diff Breath:

Short Breath:

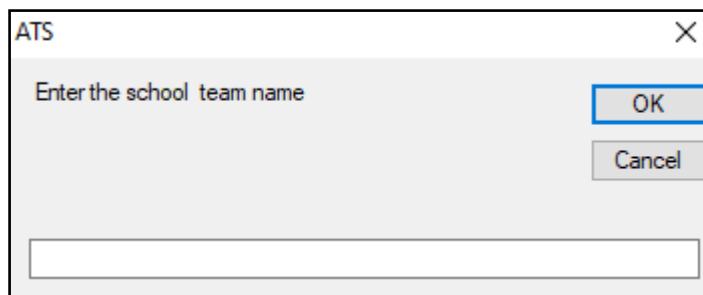
Search Participation Screening

Select a screening session

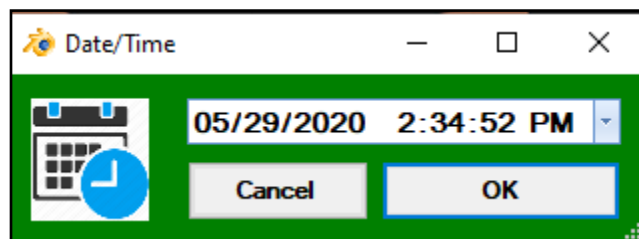
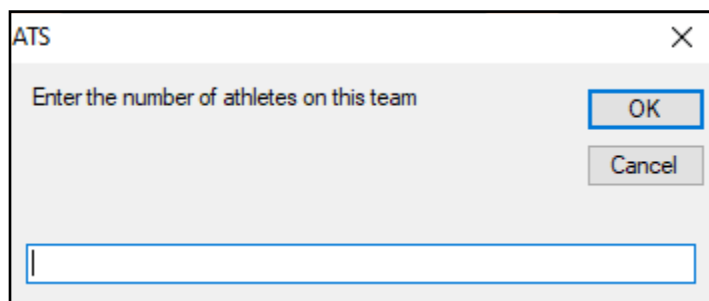
- Nov 11 2020 12:01PM - Joe Tech Men Football - Rocky Balboa - Covid-19
- Nov 11 2020 12:00PM - Joe Tech Men Baseball - Crash Davis - Covid-19
- Nov 11 2020 11:59AM - Joe Tech Men Baseball - Crash Davis - Covid-19
- Oct 21 2020 10:25AM - Joe Tech Men Football - Rocky Balboa - Covid-19
- Oct 12 2020 9:19AM - Joe Tech Men Football - Daniel Bateman - Covid-19
- Oct 12 2020 9:18AM - Joe Tech Men Baseball - Crash Davis - Covid-19
- Oct 7 2020 10:35AM - Joe Tech Men Football - Testy Test - Covid-19
- Sep 21 2020 10:45AM - Joe Tech Men Football - Daniel Bateman - Covid-19

Screening a Visiting Team

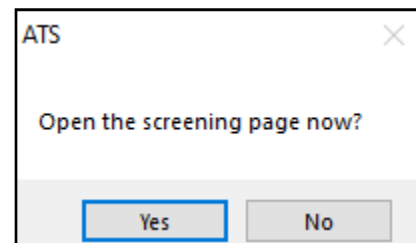
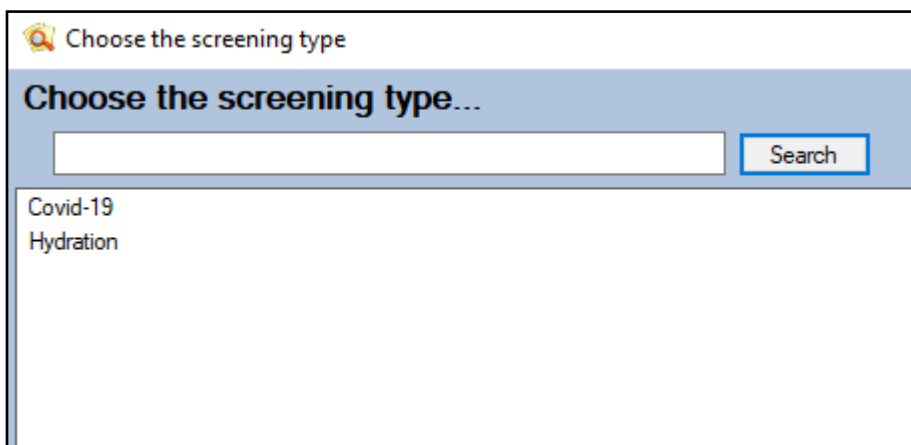
If you need to screen a visiting team coming to your facility you can do so with the guest teams feature. All you will need to know is the number of athletes on the team that will be coming. To start go to File—>COVID-19 Screen—>Add Guest Team for Screening.



After choosing the guest team entry, enter the school/team name when prompted, then the number of athletes on this team as well as a date/time (this can be adjusted if you are setting up the screening lists prior to the actual screening time).

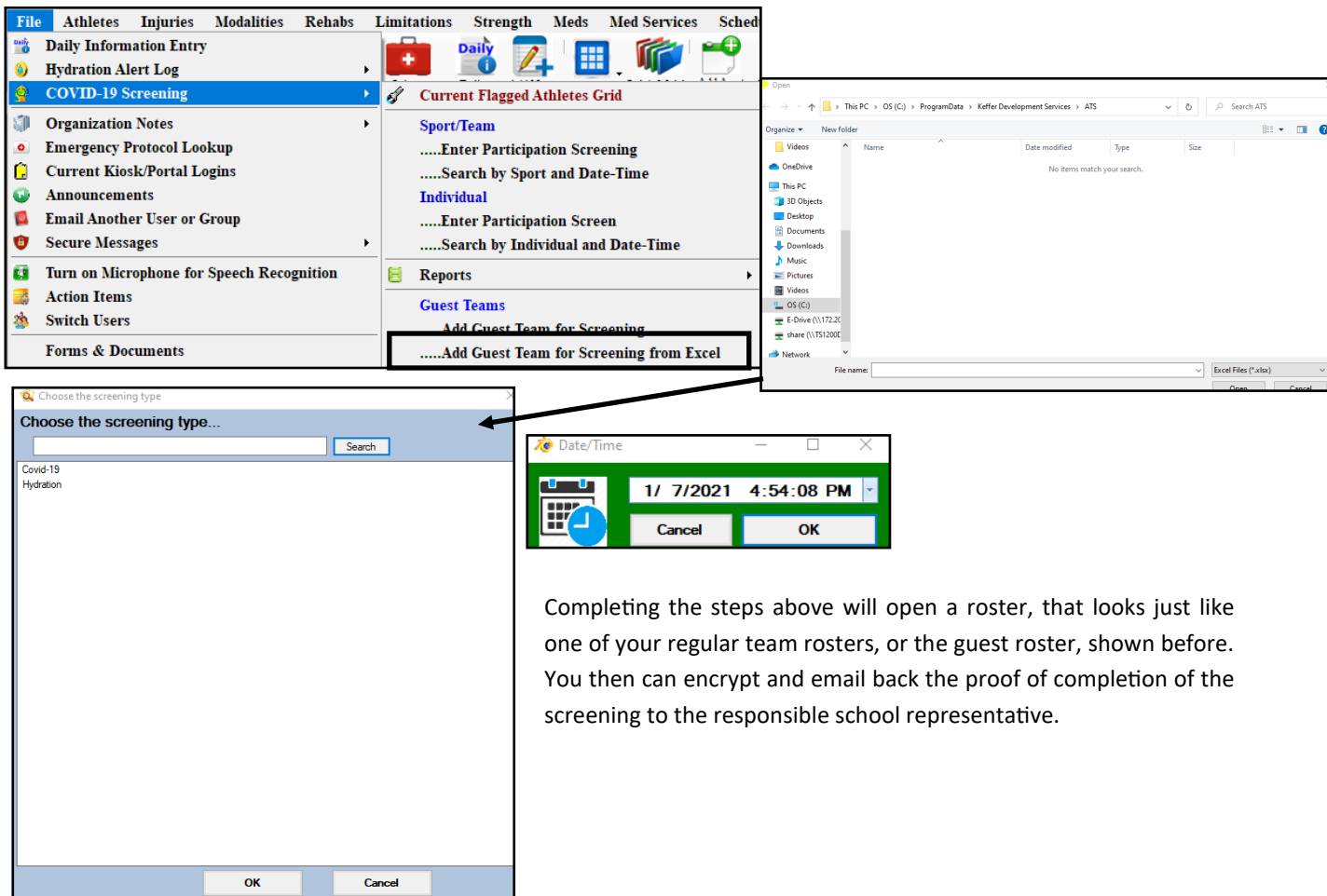


Choose your screening type and then answer yes if you plan on doing the screening at that moment or no to save the list for later.



Screening a Visiting Team

If you are able to obtain a roster prior to the visiting team coming on your campus, ATS allows the capabilities to upload their roster, and complete the screening. This allows less data entry for you, because names are already assigned.



Completing the steps above will open a roster, that looks just like one of your regular team rosters, or the guest roster, shown before. You then can encrypt and email back the proof of completion of the screening to the responsible school representative.

Information needed to upload is, LAST,FIRST names, a jersey number, weight class, position, or other unique identifier which will make it easier to help identify them.

Name in the first column of excel, other info in second column

If you said yes to the open screen now the COVID screen will open. If you have saved it for later, when you are ready to complete the screen go to File—>Covid-19 Screening—> Search by sport and date-time. Then choose your guest team entry

Athlete	Chills	Fatigue	Temp...	Cough	Pulse Ox	Pain/Diff Breath	Short Breath	Sore Throat	Result	Screening Comments
										Body/Muscle Aches Loss of Taste Loss of Smell Vision/Eyes Change
ABCVolleyball, Player_1	No	No	0.00	No	0	No	No	No	No	No No No No
ABCVolleyball, Player_10	No	No	0.00	No	0	No	No	No	No	No No No No
ABCVolleyball, Player_11	No	No	0.00	No	0	No	No	No	No	No No No No
ABCVolleyball, Player_12	No	No	0.00	No	0	No	No	No	No	No No No No
ABCVolleyball, Player_13	No	No	0.00	No	0	No	No	No	No	No No No No
ABCVolleyball, Player_14	No	No	0.00	No	0	No	No	No	No	No No No No
ABCVolleyball, Player_15	No	No	0.00	No	0	No	No	No	No	No No No No
ABCVolleyball, Player_16	No	No	0.00	No	0	No	No	No	No	No No No No
ABCVolleyball, Player_17	No	No	0.00	No	0	No	No	No	No	No No No No
ABCVolleyball, Player_18	No	No	0.00	No	0	No	No	No	No	No No No No
ABCVolleyball, Player_19	No	No	0.00	No	0	No	No	No	No	No No No No

You can then complete a screening, if you want more detail about the athletes (such as name or jersey number) we recommend documenting this information in the screening comments area.

You have the same communication options available with a guest team that are available with the individual and regular team screenings.

* Once you add a guest team you will now have those guest players/teams in your active search lists. Be sure to either turn off access to those teams or make the team inactive once you are finished with them so as to not clutter your normal search list.

Guest Team Entries Core Portal Staff Phone

- Utilities ▶ Daily Information Entry
- Athletes ▶ Hydration Alert Log
- Injuries ▶ COVID-19 Screening
- Notes ▶ Check Out Equipment
- Modalities ▶ Send Email or Text Messages
- Modalities ▶ Secure Messages
- Current Flagged Athletes Grid
- Sport/Team
- Individual
- Guest Teams

Add Guest Team for Participation Screening

School & Team Name

Number of Athletes on this Team

Participation Screening

Date: Now Type:

Team:

Athlete	Temp		Pulse Ox		Result		Comments					
	Chills	Fatigue	Cough	Pain/Diff Breath	Short Breath	Sore Throat	Body/Muscle Aches	Loss of Taste	Loss of Smell	Change	Change	
Demo School, Player_1	###	###	###	###	-- Result --							
Demo School, Player_10	###	###	###	###	-- Result --							
Demo School, Player_11	###	###	###	###	-- Result --							
Demo School, Player_12	###	###	###	###	-- Result --							
Demo School, Player_13	###	###	###	###	-- Result --							
Demo School, Player_14	###	###	###	###	-- Result --							

Enter the name of the school. This will load the name so you can enter the record, find and send back to the school. Entering the number of athletes creates the roster size for the team.

Add Guest Team for Screening

School & Team Name

Number of Athletes on this Team

Once the guest team is saved, the athlete screening page will automatically load.

Call 1-888-328-2577
Version 1.0.0.0, Copyright © 2021
Keffer Development Services, LLC

Same procedures for completing a team screening apply to the guest screening.

JOE TECH
Welcome JOE STRECKFUS

- Logout
- Athlete
- Limitation
- Notes
- Add Rehab
- Modality
- Injury
- Concussions
- Scheduling
- Referrals
- Med Services
- Add Strength
- Hydration Alert Log
- COVID-19 Screening**

- COVID-19 Screening**
- Current Flagged Athletes Grid
- Add Screening for Team
- Search Team Screenings
- Add Screening for Individual
- Search Individual Screenings
- Add Screening for Guest Team
- Add Test Results
- Screen/Test Results

Current Flagged Grid

The Current Flagged Grid allows you to quickly and efficiently interpret data from multiple different entries. The grid will allow you to see information from any staff entered screening, or athlete form, that “tripped” one of your athlete form questions, or was a “yes” answer in a staff screening.

Athlete Name	Date Created	Whole Team Name	Form Name	Entry Type	Info
Bateman, Daniel	09/08/2020 12:00 ...	Joe Tech Men Football	Covid-19	Staff Entry	Details
Campbell, Julius	09/08/2020 12:00 ...	Joe Tech Men Football	Covid-19	Staff Entry	Details
Davis, Crash	09/08/2020 09:27 ...	Joe Tech Men Baseball	Covid-19	Staff Entry	Details
LaLoosh, Nuke	09/08/2020 09:27 ...	Joe Tech Men Baseball	Covid-19	Staff Entry	Details
Smalls, Scotty	09/08/2020 09:27 ...	Joe Tech Men Baseball	Covid-19	Staff Entry	Details
Test, Testy	09/08/2020 09:54 ...	Joe Tech Men Football	COVID 19 Athlet...	Athlete Form	Details
Test, Testy	09/08/2020 09:54 ...	Joe Tech Men Football	COVID 19 Athlet...	Athlete Form	Details

You will see a list of athletes, the date the screening was created, name of sport, what the form was, how it was entered (Staff, Athlete Form). The details button will allow you to go to the corresponding screening/form and view details.

ATS Core Portal: JOE TECH

Screening "Trip" Entries

Athlete Name	Date Created	Whole Team Name	Form Name	Entry Type	Info
Bateman, Daniel	09/08/2020 12:00 AM	Joe Tech Men Football	Covid-19	Staff Entry	Details
Campbell, Julius	09/08/2020 12:00 AM	Joe Tech Men Football	Covid-19	Staff Entry	Details
Davis, Crash	09/08/2020 09:27 AM	Joe Tech Men Baseball	Covid-19	Staff Entry	Details
LaLoosh, Nuke	09/08/2020 09:27 AM	Joe Tech Men Baseball	Covid-19	Staff Entry	Details
Smalls, Scotty	09/08/2020 09:27 AM	Joe Tech Men Baseball	Covid-19	Staff Entry	Details
Test, Testy	09/08/2020 09:54 AM	Joe Tech Men Football	COVID 19 Athlete screening	Athlete Form	Details
Test, Testy	09/08/2020 09:54 AM	Joe Tech Men Football	COVID 19 Athlete screening	Athlete Form	Details

Screening "Trip" Entries

Prev 9/8/2020 Next Today Print

Athlete Name / Date Created / Whole Team Name / Form Name / Entry Type

Bateman, Daniel
09/08/2020 12:00 AM
Joe Tech Men Football
Covid-19
Staff Entry
[Details](#)

Campbell, Julius
09/08/2020 12:00 AM
Joe Tech Men Football
Covid-19
Staff Entry
[Details](#)

Davis, Crash
09/08/2020 09:27 AM
Joe Tech Men Baseball
Covid-19
Staff Entry
[Details](#)

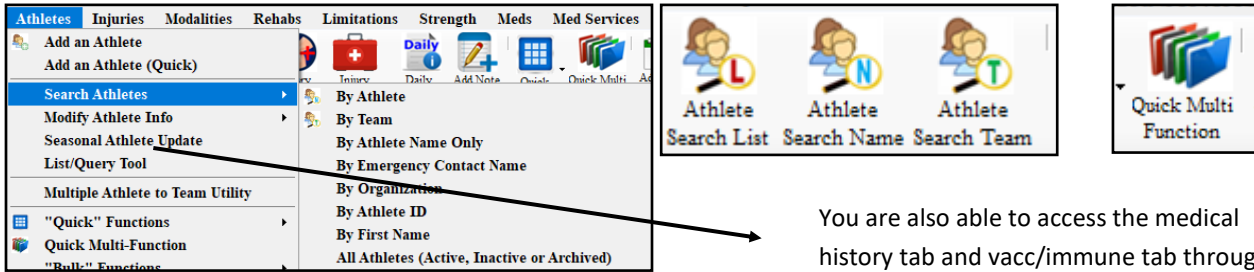
LaLoosh, Nuke
09/08/2020 09:27 AM
Joe Tech Men Baseball
Covid-19
Staff Entry
[Details](#)

Vaccinations

ATS has the capabilities to track and monitor vaccinations and other immunizations that your athletes may be getting. With COVID-19, the need was had for athletic trainers to readily have access to the vaccination information and be able to produce reports with the information as needed.

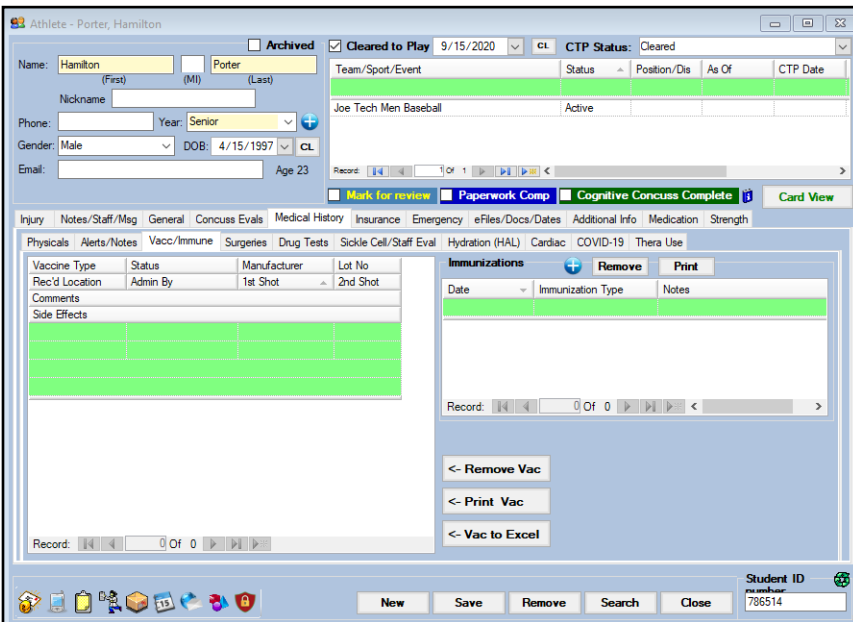
This doc will walk you through the process of inputting an vaccination/immunization from the staff side (currently only available with ATS core, core portal coming soon). Athletes are still able to input their own records via the athlete portal.

Begin by either opening an athlete profile, in your preferred method. Use of icons, the drop down list, or utilizing the quick multi-function



You are also able to access the medical history tab and vacc/immune tab through the seasonal athlete update

Vaccination/immunization through athlete profile.



Begin by going to the Medical History Tab. From there you can select from the second row, Vacc/Immune. Once the page opens, you are able to document the Vaccine Type, currently set for COVID-19, but that is customizable, for other usage. Status, again a customizable list, manufacturer which is customizable. Currently set for Pfizer and Moderna. Lot #, location, admin by, comments and side effects are free text boxes allowing you to enter data. 1st and 2nd shot are calendar drop downs.

Vaccine Type	Status	Manufacturer	Lot No
Rec'd Location	Admin By	1st Shot	2nd Shot
Comments			
Side Effects			
COVID-19	Vaccinated	Pfizer	115487
Campus Health	Dr. Miller	1/5/2021	
Tolerated well			
No side effects currently.			

ATS - COVID-19 Temp, Pulse Ox, Symptom Screen

The screenshot shows the 'Quick Multi-Function' window with a table of athletes. The 'Vaccinations' tab is selected. An arrow points from the 'Vaccinations' tab label to the detailed vaccination entry for Benny Rodriguez.

Athlete	Year	Team	Player Position	Cleared	PPWK	CCC	Birthdate	Gender	Email
Murphy, Doris	Sophomore	Joe Tech Women Softball		<input checked="" type="checkbox"/>	<input type="checkbox"/>	<input type="checkbox"/>	3/13/2000	Female	
O'Riley, Heather	Junior	Joe Tech Women Womens ...		<input checked="" type="checkbox"/>	<input type="checkbox"/>	<input type="checkbox"/>	6/14/2001	Female	
Paliedorous, Michael	Senior	Joe Tech Men Baseball		<input checked="" type="checkbox"/>	<input type="checkbox"/>	<input type="checkbox"/>	11/14/2000	Male	
Porter, Hamilton	Senior	Joe Tech Men Baseball		<input checked="" type="checkbox"/>	<input type="checkbox"/>	<input type="checkbox"/>	4/15/1997	Male	
Rodriguez, Benny	Senior	Joe Tech Men Baseball		<input checked="" type="checkbox"/>	<input type="checkbox"/>	<input type="checkbox"/>	4/19/2000	Male	
Ruth, Baby	Junior	Joe Tech Men Baseball		<input checked="" type="checkbox"/>	<input type="checkbox"/>	<input type="checkbox"/>	7/28/1991		
Smalls, Scotty	Freshman	Joe Tech Men Baseball		<input checked="" type="checkbox"/>	<input type="checkbox"/>	<input type="checkbox"/>	8/14/1998	Male	
Smith, Arne	Sophomore	Joe Tech Women Womens ...		<input checked="" type="checkbox"/>	<input type="checkbox"/>	<input type="checkbox"/>	2/12/2001	Female	
Smith, Jimmy	Junior	Joe Tech Coed Track		<input checked="" type="checkbox"/>	<input type="checkbox"/>	<input type="checkbox"/>	1/15/1998	Male	
Smith, Mary	Senior	Joe Tech Coed Track		<input checked="" type="checkbox"/>	<input type="checkbox"/>	<input type="checkbox"/>	6/22/1997	Female	
Streckfus, Joe	Senior	Joe Tech Men Baseball		<input type="checkbox"/>	<input checked="" type="checkbox"/>	<input type="checkbox"/>	1/1/1990	Male	
Test, Testy	Sophomore	Joe Tech Men Football		<input checked="" type="checkbox"/>	<input type="checkbox"/>	<input type="checkbox"/>	10/2/1995	Male	joestreckfus@gmail.c...
Winchell, Mike	Senior	Joe Tech Men Football		<input checked="" type="checkbox"/>	<input type="checkbox"/>	<input type="checkbox"/>	4/26/1999	Male	
Yost, Jonathan	Freshman	Joe Tech Coed Track		<input checked="" type="checkbox"/>	<input type="checkbox"/>	<input type="checkbox"/>	1/1/2000	Male	

Record: 27 Of 36

Vaccinations

Paperwork... Paperwork Complete Submitted Submitted Date Verified Comment **Cleared** Mark as Cleared Last Updated via Portal

Baseline Concussion COVID Screening Athlete Info: / / / Surgery: / / /

Vaccinations

Vaccine Type	Status	Manufacturer	Lot No	Rec'd Location	Admin By	1st Shot	2nd Shot
Comments	Side Effects						
COVID-19	Vaccinated	Pfizer	115487	Campus Health	Dr. Miller	1/5/2021	
Tolerated well	No side effects currently.						

Record: 0 Of 0

Rodriguez, Benny Kiosk Logins 01/05/2021 Team: Portal Logins Prev Next Name:

From the QMF, begin by selecting an athlete. To enter a vaccination, select the tab, above the others to open the vaccination page. Information is entered using the same process as outlined before. As always, save before moving to the next athlete.

Vaccinations

Vaccine Type	Status	Manufacturer	Lot No	Rec'd Location	Admin By	1st Shot	2nd Shot
Comments	Side Effects						
COVID-19	Vaccinated	Pfizer	115487	Campus Health	Dr. Miller	1/5/2021	
Tolerated well	No side effects currently.						

Record: 0 Of 1

If you want to customize the drop down lists,

Popup Area Maintenance

- VaccMfg
- Screening Test Result
- Screening Test Type
- Screening Type
- Season
- Sensory_DeepPress
- Sensory_Light
- Sensory_Prop
- Sensory_SharpDull
- SickleCellResult
- SideIndicator
- Special_Test
- SQLUpdate
- Staff_Forms
- STATES
- StrConProtocol
- StrengthCondition
- StrengthFilter
- StrengthProfile
- StrengthReason
- SubstanceLocation
- SubstanceType
- Team
- TeamStatus
- Transfers
- VaccMin
- VaccStatus
- VaccType
- WeightHydroType

Record: 1 Of 2

DO NOT use single or double quotes in your "Description" or "Abbrev" areas. This may lead to issues

Remove Copy Save

You are also able to add individual Test Results into ATS. This is also where you can manage and view all of the corresponding test results with that athlete.

The screenshot shows the 'Athlete - Davis, Crash' profile. The 'Test Results' tab is active, displaying a table of test results:

Test Date	Test Type	Test Result
12/31/2020	Antibody	Negative
1/4/2021	PCR	Negative

Below the table, there are buttons for 'Remove' and 'Print'. The interface also includes a 'Quick Multi-Function' window showing a list of athletes with columns for Athlete, Year, Team, Player Position, Cleared, PPWK, CCC, Birthdate, Gender, and Email.

The screenshot shows the 'Core Portal' interface for 'Davis, Crash'. The 'Test Results' tab is active, displaying a table of test results:

Test Date	Test Type	Test Result	Notes
01/04/2021	PCR	Negative	
12/31/2020	Antibody	Negative	

Below the table, there are buttons for '+ Add', 'Edit', 'Delete', and 'Refresh'. The text 'Test Results via Core Portal' is overlaid on the screenshot.

Staff Phone

The screenshot shows a navigation menu with the following items:

- Show All Athletes (Ignore Teams)
- Organization
- Team
- Athlete
- Or start typing part of the athlete's name
- Start typing part of name
- Select
- General Information
- Immunizations
- Insurance Info
- Injury Info
- Emergency Contacts
- Concussions
- Paperwork
- Physicals
- Screen/Tests**
- Athlete Portal Dates
- Athlete Notes

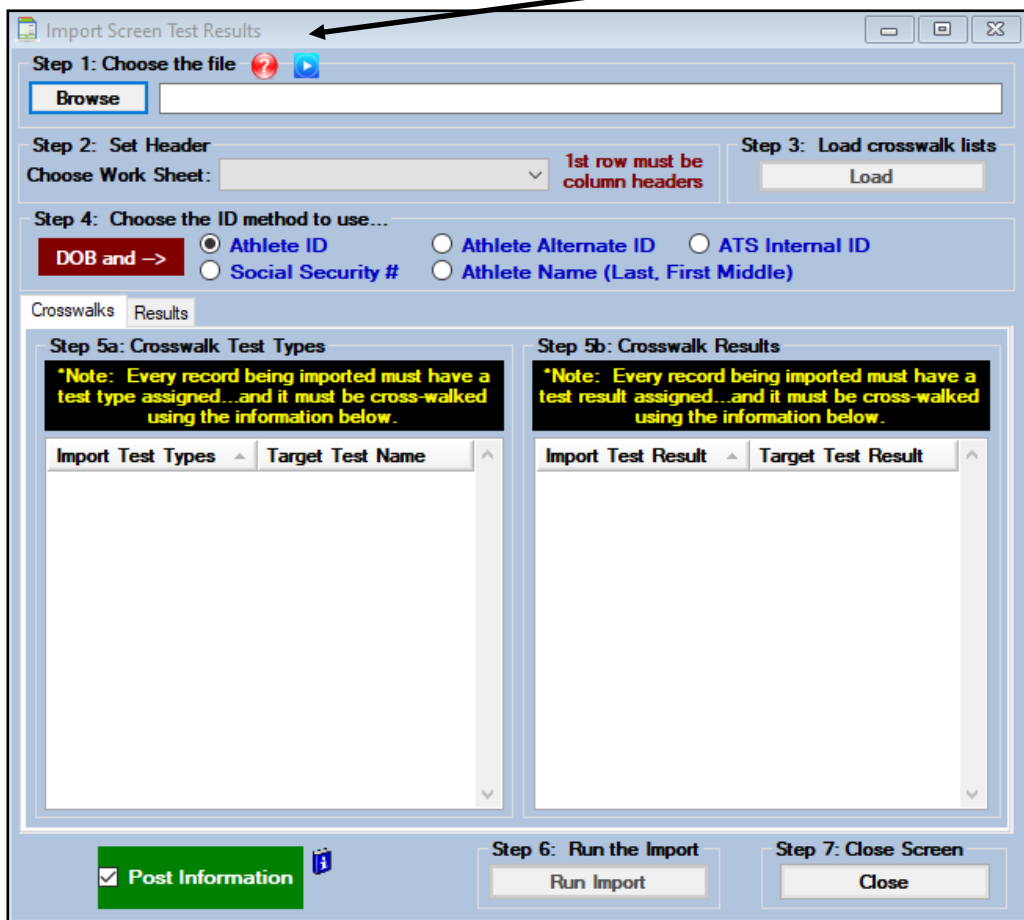
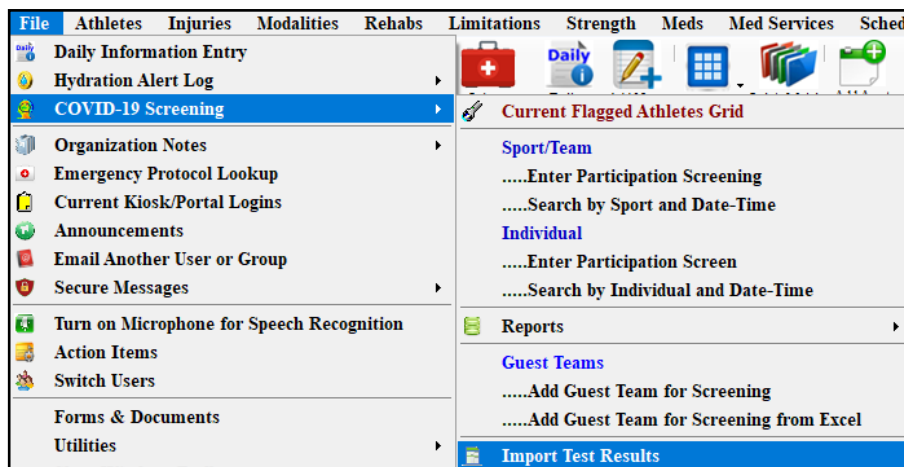
More information on Batch/mass uploading of Test results is on the following pages. The information that is entered via the upload of tests, will be stored in the same area in the athlete profile.

ATS now has the ability to import multiple test results from an excel spreadsheet and post them to you athletes profile. If you do not see the COVID-19 module, please see the [COVID-19 Screening](#) help doc, to get the module activated.

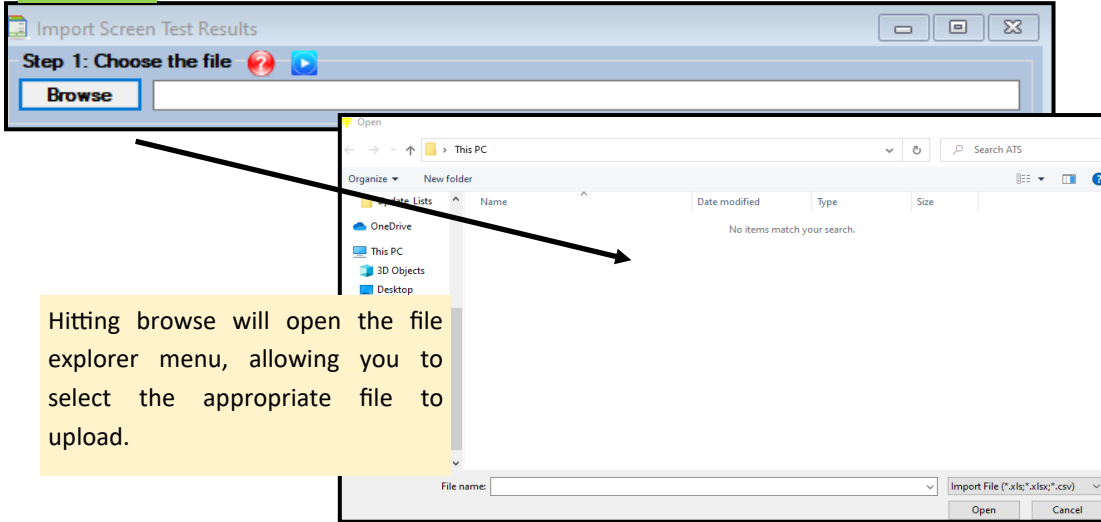
STEP 1

****Before you start, please make sure you have the file saved to your desktop

To import test results, begin by going to FILE—> COVID-19 Screening—> Import Test Results



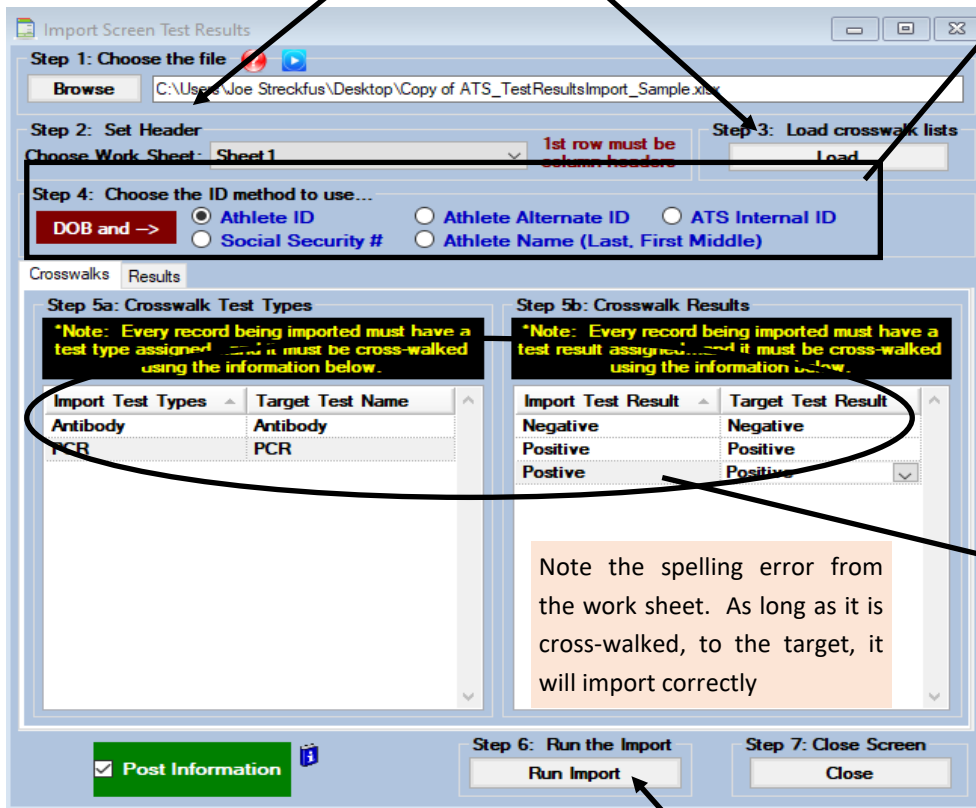
STEP 2



Hitting browse will open the file explorer menu, allowing you to select the appropriate file to upload.

STEP 3

After you select the file, it will show here. Once you have the file, hit the load button, to load the information.



STEP 4

Choose the method you are going to run the import with. You have a choice of five listed. **Athlete ID**= their ID number/student id/login id. **SSN**= their social security number, if you collected it. **Alternate ID**= alternate ID that is entered. **Athlete Name**= must be entered LAST,(comma), first (Space) middle. **ATS Internal**= Their unique, internal ID number from the system.

ATS will always cross check utilizing the DOB, and the choice you select.

STEP 5

You also need to cross-walk the test types as well as the test results. The Import Test Type/Result is what is contained in the spreadsheet, the Target Test Name/Result are the test types contained with your database.

***If you want to customize the list please see the [Drop Down Popup lists Help Doc](#)

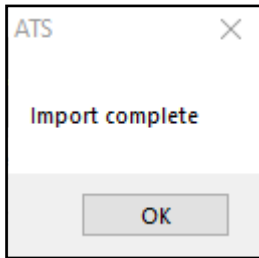
Note the spelling error from the work sheet. As long as it is cross-walked, to the target, it will import correctly

STEP 6

If you would like to verify the information is correct, prior to posting the information, uncheck the Post Information. This will allow you see the results, prior to it affecting any athlete information.

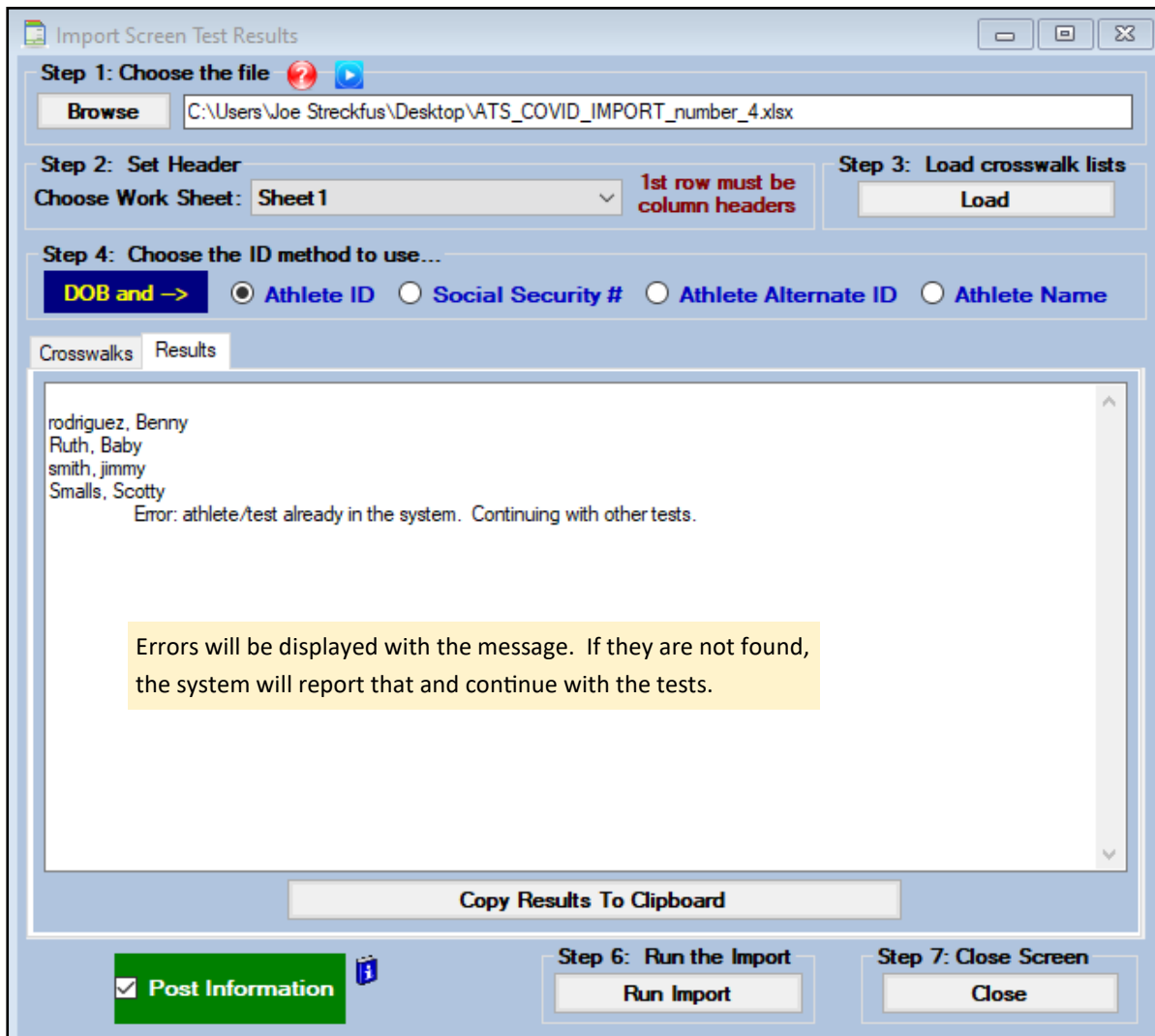
After information entered and cross-walked, use the run import button to post the information to the athletes entered contained in the spread sheet.

Once you hit RUN on the screen, the import will begin. When it is finished, you will see the box telling you the import was complete.



STEP 7

The results tab, will show you the athlete information, and if the import was successful, or if there was an error for the athletes import. If there is an error/duplicate entry with your athletes, that information will not be posted, and will either need to be reimported with corrected information, or added manually.



ATS - COVID-19 Temp, Pulse Ox, Symptom Screen

You are also able to remove individual or team screenings. If you have a duplicate, or error entry for screenings, select the appropriate screening from the list. Once it opens, you can either remove a single patient/athlete from the screening, or remove the screening for everyone.

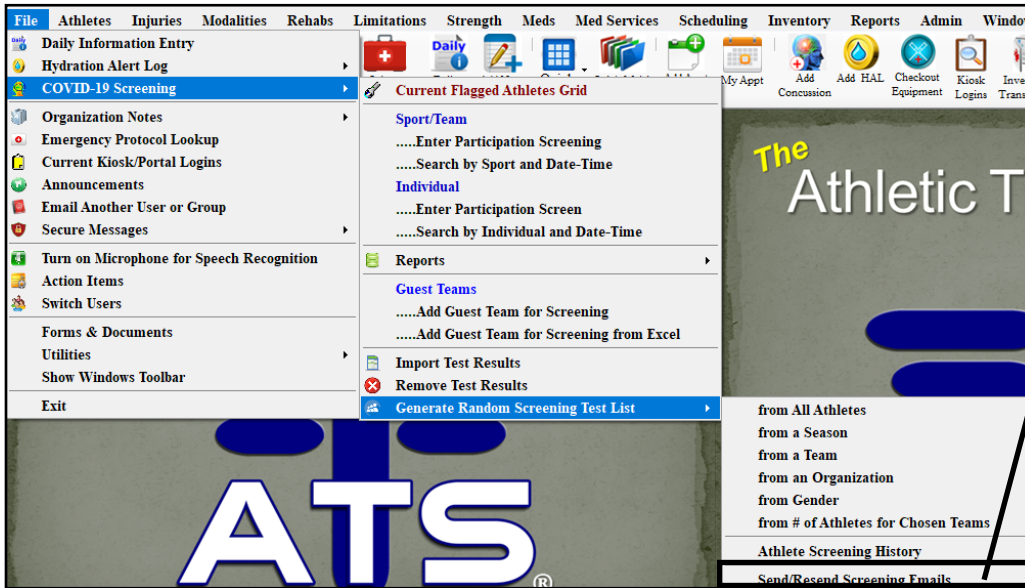
Athlete	Chills	Fatigue	Temp	Cough	Pulse Ox Pain/Diff Breath	Result Short Breath	Sore Throat	Screening Comments Body/Muscle Aches	Loss of Taste	Loss of Smell	Vision/Eyes Change
Balboa, Rocky	No	No	0.00	No	0	No	No	No	No	No	No
Bateman, Daniel	No	No	0.00	No	0	No	No	No	No	No	No
Billingsley, Don	No	No	0.00	No	0	No	No	No	No	No	No
Campbell, Julius	No	No	0.00	No	0	No	No	No	No	No	No
Falco, Shane	No	No	0.00	No	0	No	No	No	No	No	No
Franklin, Clifford	No	No	0.00	No	0	No	No	No	No	No	No
Gruff, Nigel	No	No	0.00	No	0	No	No	No	No	No	No
Miles, Boobie	No	No	0.00	No	0	No	No	No	No	No	No
Test, Testy	No	No	0.00	No	0	No	No	No	No	No	No
Winchell, Mike	No	No	0.00	No	0	No	No	No	No	No	No

Use the Remove 1 to remove a single athlete entry.

Use Remove all to remove screenings for everyone on that team.

COVID Testing List Generation:

You have the ability within ATS to generate random selections for COVID testing.

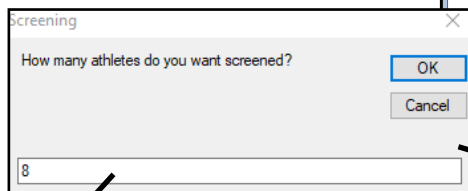
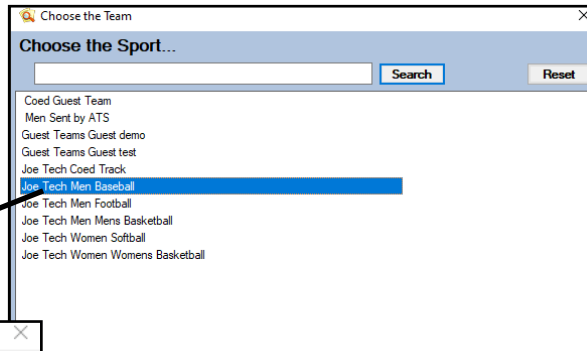
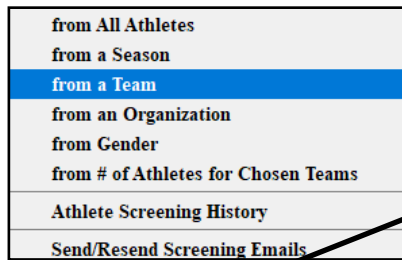


You are able to utilize the sub-menu to select the testing criteria you would like.

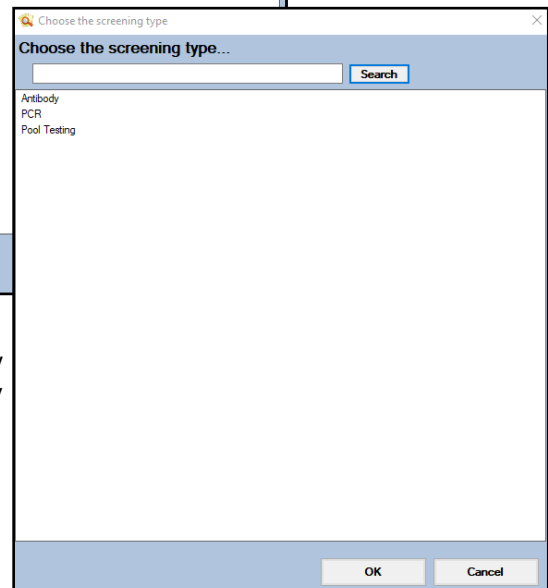
You are also able to generate a report for testing history.

The newest feature for testing is the delay send or resend screening emails. This allows you the ability to generate your list, and email it at a later date, or resend the email the day of testing.

Choose your selection criteria. If by team or organization make the appropriate choice.

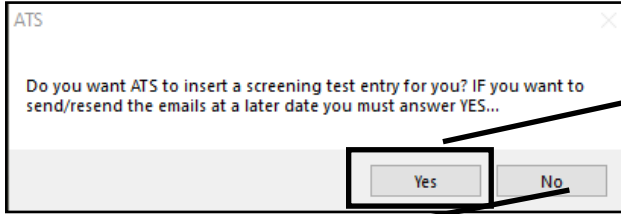


Choose how many people you would like to have tested.

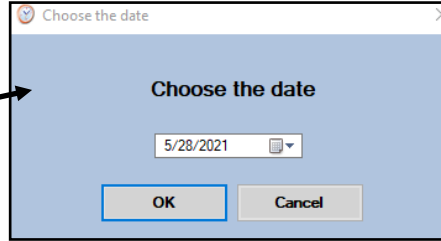


Choose the test type. This will automatically entered in the testing screen in the patient/athlete profile.

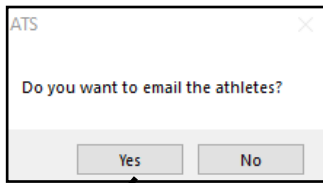
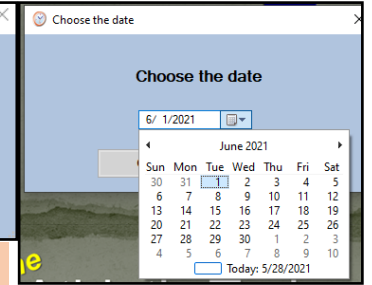
After selecting your test type. The next prompts are important to follow. If you want to have the ability to send/resent the email at a later day, these steps are important.



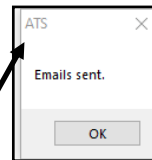
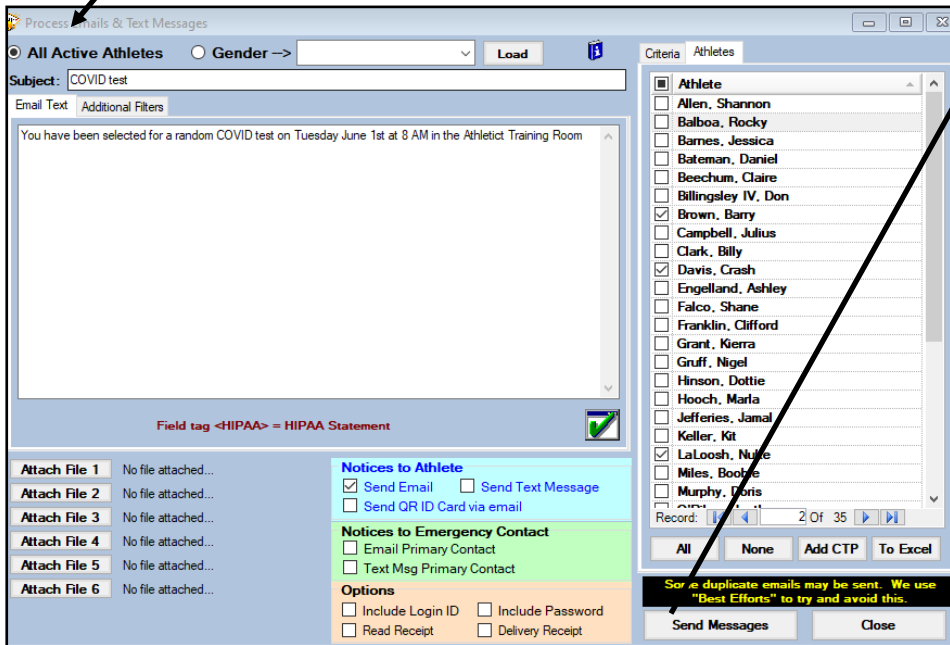
Selecting NO will still generate your testing list, but will not insert a test entry in their profile.




This box will allow you to select the day of the test. Select the day of your test, either the current day or one in advance.

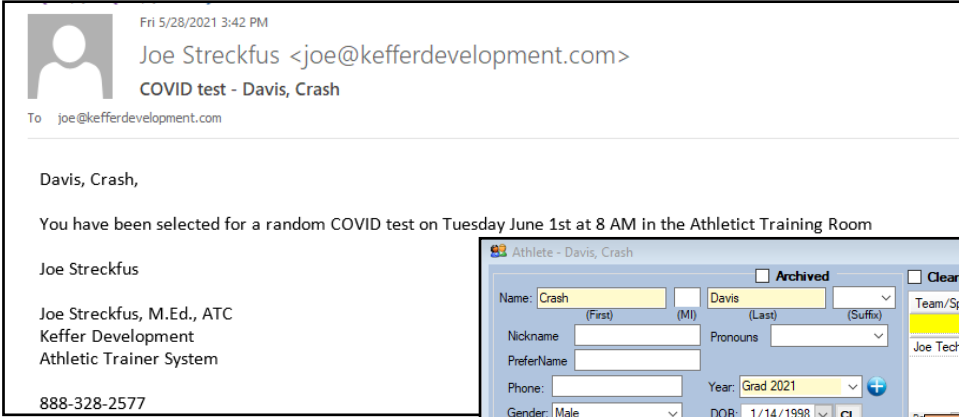


Selecting YES will open the process email and text messages screen. Enter your message and you are able to send the email notifying the patient/athletes they have been selected for a test.

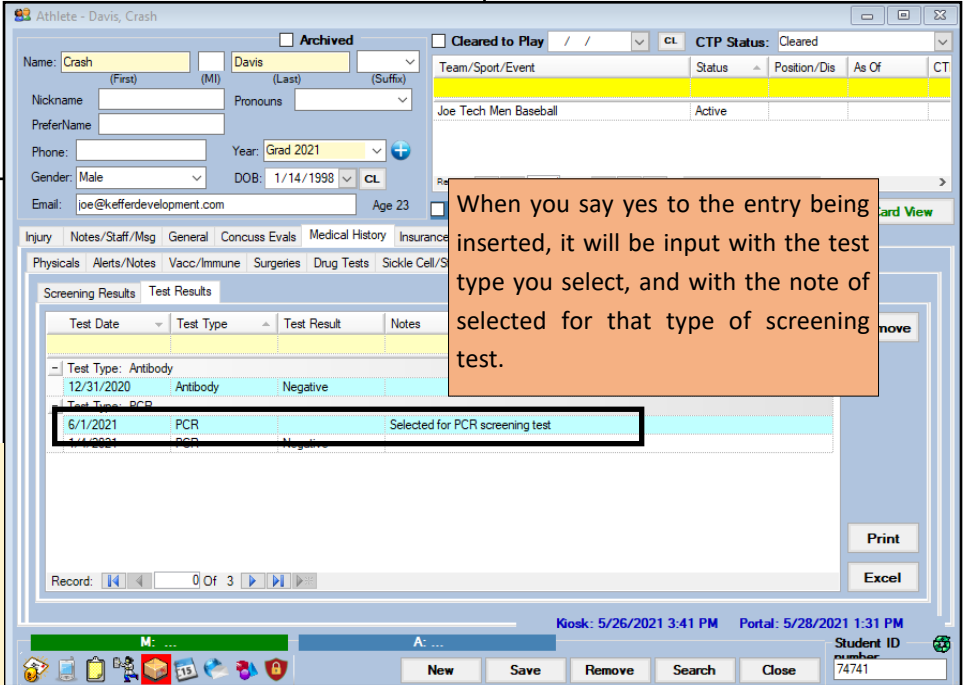


Selecting Yes or No will generate your surveillance testing list. This list can be recalled and resent to the patient/athletes. That process will be outlined below

 Joe Tech Players Selected for Screening Testing					
Player Name	PhoneNumber	CellNumber	Email	Team	Season
1 Brown, Bary			joe@athletictrainersystem.com	Men Baseball	Spring _____
2 Davis, Crash			joe@kefferdevelopment.com	Men Baseball	Spring _____
3 LaLoosh, Nuke			joe@atsusers.com	Men Baseball	Spring _____
4 Palledorous, Michael			joe@ats.tech.com	Men Baseball	Spring _____
5 Rodriguez, Benny				Men Baseball	Spring _____
6 Ruth, Baby			joestreckfus.atc@gmail.com	Men Baseball	Spring _____
7 Smalls, Scotty				Men Baseball	Spring _____
8 Streckfus, Joe			joestreckfus@gmail.com	Men Baseball	Spring _____



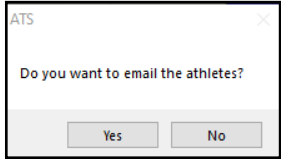
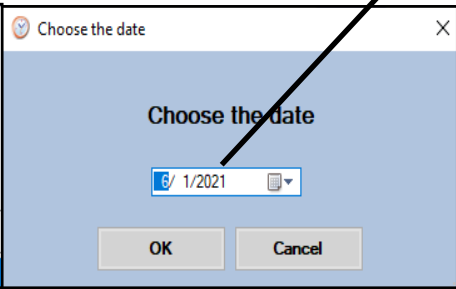
Example of the sent email to the patient/athlete.



When you say yes to the entry being inserted, it will be input with the test type you select, and with the note of selected for that type of screening test.

To be able to resend the email to those that were selected for random testing, use the COVID menu, and Send/Resend Screening emails. As long as you created the entry in their profile, you will be able to not send the email initially and then send it when you wish. Or if you sent it the day you created the list, and wish to resend it the day of testing you are able.

Select the day of the test you chose previously.



Selecting YES to email the patient/athletes, it will take you through the steps previously.

Selecting NO will regenerate the report from before only.