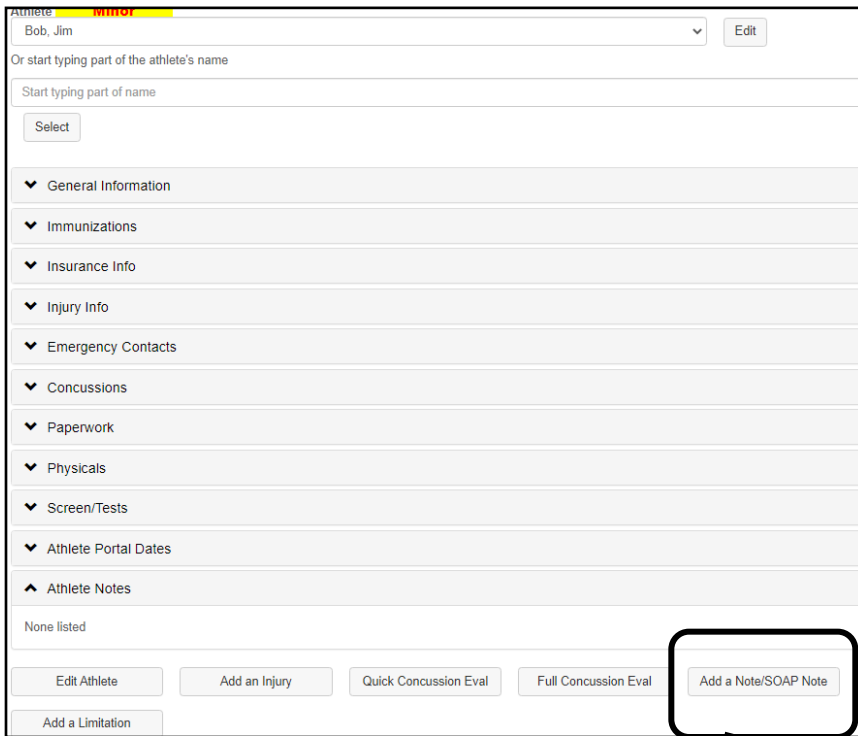


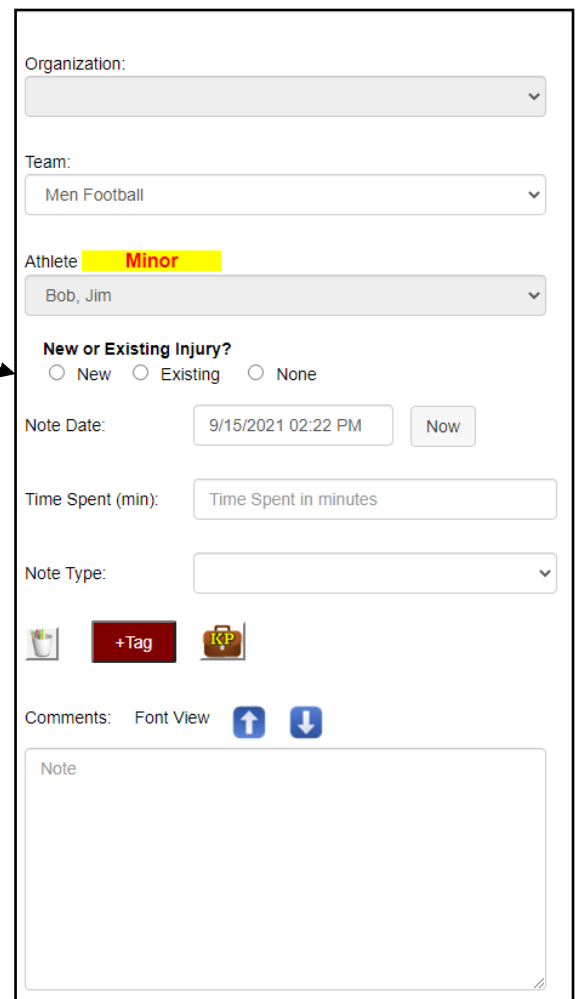

ATS—Adding a Note/Soap Note using the Smartphone

Adding a Note:

When adding note you again, have more than one option to get the information into the system. Use the way you like when entering info through the phone link, the menu, through the specific athletes profile or if you have set the icon.



A screenshot of the athlete profile menu. The athlete's name is "Bob, Jim" with a "Minor" status. The menu includes sections for General Information, Immunizations, Insurance Info, Injury Info, Emergency Contacts, Concussions, Paperwork, Physicals, Screen/Tests, Athlete Portal Dates, and Athlete Notes. At the bottom, there are buttons for "Edit Athlete", "Add an Injury", "Quick Concussion Eval", "Full Concussion Eval", and "Add a Note/SOAP Note". The "Add a Note/SOAP Note" button is circled in black, with an arrow pointing to the right-hand screenshot.

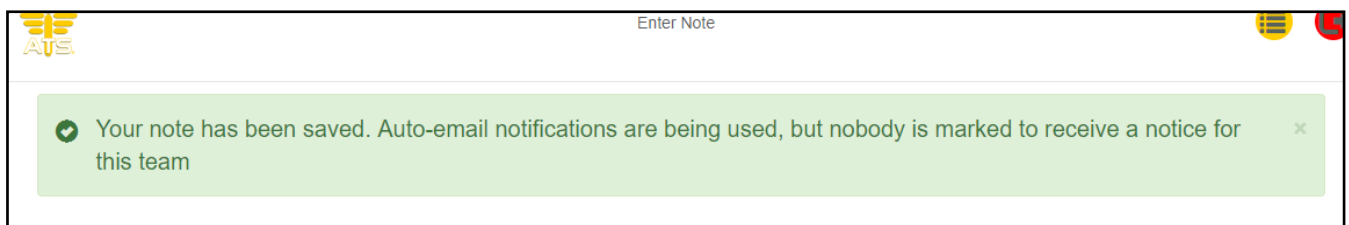


A screenshot of the "Add a Note" form. It includes fields for "Organization:", "Team:" (set to "Men Football"), and "Athlete:" (set to "Bob, Jim" with "Minor" status). There are radio buttons for "New or Existing Injury?" (New, Existing, None). The "Note Date:" field is set to "9/15/2021 02:22 PM" with a "Now" button. The "Time Spent (min):" field is "Time Spent in minutes". The "Note Type:" field is a dropdown menu. There are icons for "Tag" and "KIP". At the bottom, there are "Comments:" and "Font View" options with up and down arrows, and a large text area for the "Note".

When entering a note, select whether or not it is for a new, existing, or no injury. You can then enter the date of note, if you track the time spent with the person, and the note type. Again, you can customize the list of note types, for specific template needs speak with someone at ATS.

Should you want to dictate a note, make sure you select the note text field. Then use the microphone icon on your phone and dictate the note.

***Appearance may vary when compared with how it looks on your phone screen and your individual database set up, this has no effect on functionality.**



A screenshot of a confirmation message in a green box: "Your note has been saved. Auto-email notifications are being used, but nobody is marked to receive a notice for this team". The message includes a checkmark icon and a close button (X).