


Shown below is the process of interfacing your  
ATS Athlete Forms with  so  
**Athletes and/or Parents may make payments  
for activity fees and other purposes.**



**Athlete Information** - KDS SCHOOL

General Medical History Immunizations/Paperwork Insurance Contacts Forms eFiles

**Forms**  
Show Submitted Forms

- Choose a form name and click New to start a new form. - Choose a form name and a date to view that existing form.  
Note: Read all questions and click Yes/No, enter a range value or enter an explanation to those that apply.  
\* Items required to be filled out.

Form Name:    
Date:

**Question**  
Make a payment via PayPal  
Click the link shown below to proceed to PayPal and make your payment.  
[PayPal payment here](#)

After completing your payment...

Enter PayPal receipt #:


Prev Next Page 1 (Questions 1 to 2) of 1

By using an input device (mouse or stylus) to enter a signature, typing your complete name and adding the date below, you form and certify that have truthfully answered any questions to the best of your knowledge.

Athlete/Student Signature:

Please continue your signature.

\* Signed By:

 \$99.00 USD





Have a PayPal account?

or

Pay with debit or credit card

We don't share your financial details with the merchant.

Country  
United States

Card number

Expires   CSC

First name  Last name

Phone type  Mobile  Phone number

Keffer Development Services  
24 Village Park Drive  
Grove City, PA 16127

1-888-328-2577 [info@athletictrainersystem.com](mailto:info@athletictrainersystem.com)  
[www.athletictrainersystem.com](http://www.athletictrainersystem.com)  
[www.facebook.com/athletictrainersystem](https://www.facebook.com/athletictrainersystem)



## Here is how it works:

### Step 1:

- Register with PayPal by calling their Telesales team @ 1-844-720-4039.
- Tell them you are working with ATS. They should be prepared with what you need and can answer questions about getting registered.

### Step 2:

Create a link; formatted with your information. This goes in the areas shown in red below... (you can do this in a MS-Word doc)

[https://www.paypal.com/cgi-bin/webscr?cmd=\\_xclick&amount=99&currency\\_code=USD&item\\_name=Your Text&business=<YOUR-SCHOOL-EMAIL>&bn=Keffer SP](https://www.paypal.com/cgi-bin/webscr?cmd=_xclick&amount=99&currency_code=USD&item_name=Your Text&business=<YOUR-SCHOOL-EMAIL>&bn=Keffer SP)

### Step 3:

- Create a question in your athlete form...
- Click the “Add/Create a Web Link” button
- Enter the text you want for your question.
- Paste the link you created in step 2 into ATS.
- You should be “good to go”.
- Call us with any questions.

Athlete Forms

Form Name: PayPal Payment

Section #: 1 Sub-Section #: 1.10 Question #: 1

Section Name: Make a payment via PayPal

Question is Active?  
 Answer Required?

Question Definition Primary Question or Header Secondary Question

Bold Italic Underline Color + Font - Font Font Type & Size Copy Paste Preview

`<a target="_BLANK" title="" href="http://www.paypal.com/cgi-bin/webscr?cmd=_xclick&amount=1&currency_code=USD&item_name=TEST-ITEM&business=rhett@kefferdevelopment.com"> PayPal payment here </a>`

Print a Blank Form

New Remove Copy Save Close

Add/Create a Web Link Clear all Formatting